

EQUESTRIAN AUSTRALIA LIMITED



**DRESSAGE
AUSTRALIA**

NATIONAL DRESSAGE RULES

EFFECTIVE 01 JANUARY 2011

The National Dressage Rules may also be found on the EA
National Website:

www.equestrian.org.au

To be read in conjunction with the EA General Regulations and other EA policies and by-laws available on the EA web site www.equestrian.org.au

These rules are effective from 1 January 2011. From this date on, all other texts covering the same matter are superseded.

Preamble

The following rules have been adopted by the Equestrian Federation of Australia (EA) and must be followed by all affiliated organisations conducting dressage events on behalf of the EA or under EA Rules. They follow as closely as possible the rules laid down by the Fédération Equestre Internationale (FEI). If issues arise which are not covered in these rules then the FEI rules apply. Some FEI rules have been modified to suit Australian conditions. These generic rules do not apply in FEI-sanctioned competitions. Except in the aforementioned circumstance, in the event of a conflict between the EA rules and the FEI rules, the FEI rules will prevail.

These rules cannot provide for every eventuality. In any unforeseen or exceptional circumstances, it is the duty of the appropriate Official(s) to make a decision in a sporting spirit and adhere as closely as possible to the intention of these rules.

Notwithstanding anything stipulated in these rules, the EA Australian Dressage Committee (ADC) shall have full and complete authority to omit, amend and interpret these rules in their absolute discretion and to give or to withhold any explanation of their decision.

Glossary of Abbreviations/Acronyms

ADC	Australian Dressage Committee
CDI-W or -Y	Concours de Dressage International - World Cup, Young Riders
CEO	Chief Executive Officer
EA	Equestrian Australia Ltd
FEI	Federation Equestre Internationale
ADJC	Australian Dressage Judges Committee
NF	National Federation (e.g.: Equestrian Australia)
NOAS	National Officials Accreditation Scheme
OC	Organising Committee
PE	Para-Equestrian
SDA	State Dressage Authority (e.g.: State Dressage Committee)

Definitions

- a Dressage **event** comprises one or more **competitions** between individual mounted competitors, performing specified Dressage **tests**
- **bell** includes any device used to signal to a competitor
- **level** refers to the standards of tests. The levels are: Preparatory, Preliminary, Novice, Elementary, Medium, Advanced, Prix St Georges, Intermediate I, Intermediate II, Grand Prix
- **Organising Committee (OC)** refers to an EA-affiliated organisation, group, society or body, held to be responsible for the management of any dressage event
- **competition area** includes the competition arena and immediate surrounding area
- **warm-up and exercise areas** refer to the entire area covered by the Park, Centre, Oval, Showground or similar area where an event is advertised as being held
- **categories** refer to EA General Regulations, Chapter I – Events and Competitions
- **horse** refers to Horses and Ponies unless "pony is otherwise specified. Refer to "pony"
- **pony** refers to ponies not exceeding 149cm with shoes or 148cm without shoes
- **Ground Jury:**
 - ❖ for an **Event** - all of the judges of an **event** comprise the Ground Jury
 - ❖ for a **Competition**
 - the officiating judges form the Ground Jury, but it must include at least one judge from the competition pertaining to the issue raised
 - the members of the ground jury of a competition must not have any conflict of interest for that competition

Youth Development

Competitions and activities for riders 12-21 years have been generally known in Australia as "young rider" events. Young Rider, however, is a specific age category of FEI Competition. Other FEI categories include Children, Juniors, and Pony Riders. Refer to the EA General Regulations – Article 124 for the age groups.

As the EA develops youth participation in dressage, all of these categories will come under the Youth Development Program in Australia. Within this program the FEI tests for the various age groups may be included in dressage events. This may mean that EA and FEI tests could be included at the same event.

As a general guide to the level of riding for each age group, FEI Children's Tests are roughly equivalent to EA Elementary level, Juniors Tests equivalent to EA Medium and Young Rider Tests equivalent to Prix St Georges. FEI Pony Riders Tests equate to about EA Medium level however must be ridden in a snaffle bridle.

Within each category the FEI has developed 3 to 4 tests. The lowest degree of difficulty is usually the "Preliminary Test" (often used at FEI events as a warm-up test), followed by the Teams Test (suitable for a team competition), then the Individual Test and in some cases a Freestyle Test is also available. These tests are available on the FEI website www.fei.org.

If these competitions are offered at a CDI event they will be conducted under FEI rules; however if the tests are offered as part of local EA competitions, or State/Australian championships then they will be run under EA rules and some aspects may be different to the FEI rules. Refer to the conditions of entry in the event schedule for eligibility at each event.

Youth events should as much as possible follow the same rules and conditions as competition for senior riders. Judging of the tests uses the same scale of marks and standards; youth riders or ponies will be judged by the same technical principles as senior riders and horses.

Table of Contents

Section 1 – Conditions of Entry	8
1.1 Acceptance of the Rules	8
1.2 Code of Conduct for the Welfare of the Horse	8
1.3 Abuse of the Horse	9
1.4 Protests, Reports and Appeals	9
1.5 Anti-Doping and Medication Control	10
1.6 Conflict of Interest	10
1.7 Authority	10
1.8 Entry of Horses	10
1.9 Scratchings/Withdrawals	10
1.10 Gear Check	10
1.11 Eligibility of Young Riders	11
1.12 Conditions of Entry for Official Competitions	11
1.13 Grading Points	12
1.14 Eligibility of Horses and Ponies for Each Level	12
1.15 Restrictions on FEI Competition Entries	13
1.16 Down-Grading of Horses/Ponies	13
1.17 Imported Horses/Ponies	13
1.18 Conditions of Entry for Associate Competitions	13
1.19 Hors Concours (HC)	14
1.20 Conditions of Entry Graph	15
Section 2 – Dress, Saddlery and Equipment	16
2.1 Compulsory Dress by Level	16
2.2 Headgear	16
2.3 Footwear	17
2.4 Gaiters/Chapettes	17
2.5 Spurs	17
2.6 Whip	18
2.7 Coats	18
2.8 Pocket Badges	18
2.9 Saddle and Saddlecloths	18
2.10 Bridles, Nosebands and Bits	18
2.11 Allowed at an Event/Venue	19
2.12 Not Allowed at an Event/Venue	19
2.13 Allowed in Warm-Up and Exercise Area but NOT Competition Area	19
2.14 Lungeing	20
2.15 Fly hoods	20
2.16 Exemption Cards – Riders with a Disability	20
2.17 Gear Steward's Check List	21
2.18 Permitted Bits	23
2.19 Permitted Nosebands	24
Section 3 – Dressage Events	26
3.1 Approval of Official Events	26
3.2 Competitions	26
3.3 Liability	26
3.4 Timing of the Draw	26

3.5	Conducting Same Test for Different Categories	26
3.6	Arena Requirements	26
3.7	Entering the Arena	26
3.8	Dismounting	27
3.9	Test Time	27
3.10	Resistance/Disobedience	27
3.11	Unauthorised Assistance	27
3.12	Riding in Competition, Warm-Up and Exercise Areas	27
3.13	Scale of Marks	28
3.14	Commanded Tests	28
3.15	Execution of Tests	28
3.16	Use of Voice	28
3.17	Errors of Course	28
3.18	Lameness	29
3.19	Awards and Placings	29
3.20	Prize Money	29
3.21	Number/Level of Judges Required to Judge a Competition	30
	Annex A Diagram of 60 Metres x 20 Metres Arena	31
Section 4 – Roles of Officials		32
4.1	Ground Jury	32
4.2	Appeal Committee	32
4.3	Technical Delegate	33
4.4	Chef d'Equipe	33
4.5	Gear Steward	33
4.6	Chief Steward	34
Section 5 – Young Horse		36
5.1	General Conditions	36
5.2	Conduct of Qualifying Events	36
5.3	State Young Horse Championships	37
5.4	Australian Young Dressage Horse Championships	37
5.5	Consolation Finals	38
5.6	Selection of Young Horses to Represent Australia Overseas	39
5.7	Guide for Riders and Judges	39
5.8	Young Horse Tests	39
Section 6 – Freestyles		40
6.1	Entry, Salute and Timing	40
6.2	Music	40
6.3	How to Judge a Freestyle – Guidelines for Judges	40
6.4	Standard for Each Level	41
6.5	Rules for Judging Freestyles	41
6.6	Equality of Marks	42
6.7	Movements NOT permitted	42
	Annex C	43
6.8	EA Levels Compulsory and Permitted Movements For Freestyles	44
6.9	FEI Levels Compulsory and Permitted Movements For Freestyles	45
Section 7 – Paces and Movements		46
7.1	Objects and General Principles	46
7.2	The Halt	47

7.3	The Walk	47
7.4	The Trot	48
7.5	The Canter	49
7.6	The Rein-Back	51
7.7	The Transitions	51
7.8	The Half-Halts	51
7.9	Changes of Directions	51
7.10	Figures	51
7.11	Leg Yielding	52
7.12	The Lateral Movements	53
7.13	The Pirouette, the Half-Pirouette and Turn on the Haunches	55
7.14	The Passage	56
7.15	The Piaffe	56
7.16	The Submission/The Impulsion	56
7.17	The Collection	57
7.18	The Position and Aids of the Rider	58
Section 8 – Australian/State Dressage Championships & FEI-Sanctioned Events		60
AUSTRALIAN DRESSAGE CHAMPIONSHIPS		60
8.1	Administration	60
8.2	Conditions of Entry	60
8.3	Competition Conditions	60
8.4	Withdrawals	60
8.5	Other Requirements	61
8.6	Teams	61
8.7	Officials	62
8.8	Horse Inspections and Swabbing	62
8.9	Presentations and Awards	62
8.10	Ground Facilities	63
8.11	State Dressage Championships, Australian/State Young Rider & Pony Championships	63
8.12	Australian Prix St Georges Challenge	64
FEI-SANCTIONED COMPETITIONS		
8.13	Australian Competitors Overseas	64
Section 9 – National Officiating Accreditation Scheme for Dressage Judges in Australia		66
9.1	Code of conduct for Accredited Dressage Judges	66
9.2	Australian Dressage Judges Committee	66
9.3	State Dressage Authority	67
9.4	Judges Accreditation	67
9.5	National Officials Accreditation Scheme basis	67
9.6	Upgrading Judges	67
9.7	EA Young Horse Judges and Accreditation	67
9.8	Fast track for FEI level riders and/or Level 2 Dressage coaches Seeking to become a Dressage Judge	67
9.9	Examining Authority	68

9.10	Judge Educators	68
9.11	Shadow Judging	69
9.12	Judges Seminar	70
9.13	National or Judges Symposium	70
9.14	Judges Workshops	70
9.15	General conditions to maintain accreditation	71
9.16	Exemptions from any pre-requisite	71
9.17	Limitation of time	71
9.18	Upgrading criteria	71
9.19	How to become a Dressage Judge	72
9.20	Lapsed accreditation and leave of absence	73
9.21	Interstate transfer	73
9.22	Foreign Judges accredited under another National scheme	73
9.23	Complaints against NOAS Judges for Judging Standards	73
9.24	FEI Judge Accreditation	74
9.25	Requirements to maintain NOAS accreditation	74
9.26	Requirements for upgrading to the next level	75
9.27	Examination requirements	76
9.28	Number of judges required to judge a competition	76
9.29	Payments to Judge Educators	76
	Appendix A – Dressage Shadow Judging	77
Section 10	– Rules for Judges and Organising Committees (OC’s)	80
10.1	Positioning of Judges around the arena	80
10.2	Inspection of arenas	80
10.3	Scale of Marks	81
10.4	Execution of tests	81
10.5	Errors of course	81
10.6	Allocation of marks and scoring	81
10.7	Unmarked movement	81
10.8	Protocol for Judges accepting invitations to Judge	81
10.9	Payment to Judges	82
10.10	General	82
10.11	Draw	83
10.12	Competitions	83
10.13	Maximum number of competitors per competition	83
10.14	Results	83
Section 11	– Notes for Dressage Competitors	84
11.1	Setting goals	84
11.2	Welfare of the horse	84
11.3	Membership requirements	84
11.4	Entries	84
11.5	Verifying which Preparatory and Freestyle tests apply	84

11.6	Learning the test	84
11.7	Pre-competition requirements	84
11.8	Transport requirements	84
11.9	Competition day	84
11.10	Warm-up	85
11.11	Entering competition area	85
11.12	Reporting to the Judge and riding the test	85
11.13	Eliminations and Penalties	86
11.14	Callers and video	86
11.15	After the comp	86
	Annex 1 – Hyperflexion guidelines	87
Section 12 – Notes for Dressage Event Organisers		88
12.1	Categories of Dressage Events	88
12.2	Calendar	88
12.3	General considerations	88
12.4	Venues	88
12.5	Arenas	89
12.6	Schedule	89
12.7	Judges	90
12.8	Other officials and volunteers	91
12.9	Organising Committees and Event conveners	93
12.10	Youth Development	95
12.11	Supplementary notes for OC's of FEI sanctioned events	95
	Annex 1 – positioning of judges around the arena	95
	Annex 2 – protocol for judges accepting invitations to judge	95

Section 1 – Conditions of Entry

1.1 Acceptance of the Rules

- all members of the EA shall accept and be bound by these rules
- making an entry for any event constitutes implicit acceptance of these Rules
- competitors are responsible for knowing and complying with these rules
- breach of the rules may entail elimination unless other penalties are stipulated

1.2 Code of Conduct for the Welfare of the Horse

This Code has been developed by the FEI and adopted by the EA.

1. At all stages during the preparation and training of competition horses, welfare must take precedence over all other demands

a) Good Horse management

Stabling, feeding and training must be compatible with good horse management and must not compromise welfare. Any practices which could cause physical or mental suffering, in or out of competition, will not be tolerated.

b) Training methods

Horses must only undergo training that matches their physical capabilities and level of maturity for their respective disciplines. They must not be subjected to any training methods which are abusive or cause fear or for which they have not been properly prepared.

c) Farriery and Tack

Foot care and shoeing must be of a high standard. Tack must be designed and fitted to avoid the risk of pain or injury.

d) Transport

During transportation, horses must be fully protected against injuries and other health risks. Vehicles must be safe, well ventilated, maintained to a high standard, disinfected regularly and driven by competent staff. Competent handlers must always be available to manage the horses.

e) Transit

All journeys must be planned carefully and horses allowed regular rest periods with access to food and water in line with FEI guidelines.

2. Horses and athletes must be fit, competent and in good health before they are allowed to compete

a) Fitness and competence

Participation in competition must be restricted to fit horses and athletes of proven competence.

b) Health Status

No horse showing symptoms of disease, lameness or other significant ailments or pre-existing clinical conditions should compete or continue to compete when to do so would compromise its welfare. Veterinary advice must be sought whenever there is any doubt.

c) Doping and Medication

Abuse of doping and medication is a serious welfare issue and will not be tolerated. After any veterinary treatment, sufficient time must be allowed for full recovery before competition.

d) Surgical Procedures

Any surgical procedures that threaten a competing horse's welfare or the safety of other horses and/or athletes must not be allowed.

e) Pregnant/Recently Foaled Mares

Mare must not compete after their fourth month of pregnancy or with foal at foot.

f) Misuse of Aids

Abuse of a horse using natural riding aids or artificial aids (e.g. whips, spurs etc) will not be tolerated.

3. Events must not prejudice horse welfare

a) Competition Areas

Horses must only be trained and compete on suitable and safe surfaces. All obstacles must be designed with the safety of the horse in mind.

b) Ground Surfaces

All ground surfaces on which horses walk, train or compete must be designed and maintained to reduce factors that could lead to injuries. Particular attention must be paid to the preparation, composition and upkeep of surfaces.

c) Extreme Weather

Competitions must not take place in extreme weather conditions if the welfare or safety of the horse may be compromised. Provision must be made for cooling horses quickly after competing in hot or humid conditions.

d) Stabling at Events

Stables must be safe, hygienic, comfortable, well ventilated and of sufficient size for the type and disposition of the horse. Clean, good quality and appropriate feed and bedding, fresh drinking water, and washing-down water must always be available.

e) Fitness to Travel

After competition a horse must be fit to travel in accordance with the FEIs guidelines.

4. Every effort must be made to ensure that horses receive proper attention after they have competed and that they are treated humanely when their competition careers are over.

a) Veterinary Treatment

Veterinary expertise must always be available at an event. If a horse is injured or exhausted during a competition, the athlete must dismount and a veterinarian must check the horse.

b) Referral Centres

Wherever necessary, the horse should be collected by ambulance and transported to the nearest relevant treatment centre for further assessment and therapy. Injured horses must be given full supportive treatment before transport.

c) Competition Injuries

The incidence of injuries sustained in competition should be monitored. Ground surface conditions, frequency of competitions and any other risk factors should be examined carefully to indicate ways to minimize injuries.

d) Euthanasia

If injuries are sufficiently severe the horse may need to be euthanased by a veterinarian as soon as possible on humane grounds and with the sole aim of minimising suffering.

e) Retirement

Every effort should be made to ensure that horses are treated sympathetically and humanely when they retire from competition.

5. The FEI urges all those involved in equestrian sport to attain the highest possible levels of education in their areas of expertise relevant to the care and management of the competition horse.

**13 Abuse of the Horse
(Article 142, EA and FEI General Regulations)**

No person may abuse a horse during an event or at any other time. "Abuse" means an action or omission which causes or is likely to cause pain or unnecessary discomfort to a horse, including without limitation any of the following:

- to whip or beat a horse excessively
- to subject a horse to any kind of electric shock device
- to use spurs excessively or persistently
- to jab the horse in the mouth with the bit or any other device
- to compete using an exhausted, lame or injured horse
- to "rap" a horse
- to abnormally sensitise or desensitise any part of a horse
- to leave a horse without adequate food, drink or exercise
- to use any device or equipment which causes excessive pain to the horse upon knocking down an obstacle

Any person witnessing an Abuse must report it in the form of a protest (EA General Regulations Art. 163) without delay. If an Abuse is witnessed during an event, it should be reported as a protest (EA General Regulations Article. 163) to the Ground Jury. If the Abuse is witnessed at any other time it should be reported as a protest (EA General Regulations Article.163) for referral to the Judicial Committee. Persons witnessing an Abuse should where possible endeavour to stop the Abuse.

The sighting of any blood on the horse during a test, whether wet or dry, will entail elimination. There is no appeal against this decision.

Competitors are alerted to the fact that, as well as FEI and EA General Regulation 142, cruel application of spurs, whips or bits is illegal in some Australian States and Territories.

1.4 Protests, Reports and Appeals

Refer to the EA General Regulations articles 163, 164 and 165, and the EA Codes of Conduct, EA Member Protection Policy and its associated Attachment D1 – Complaints procedures, EA Disciplinary By-laws at

1.5 Anti-Doping and Medication Control

Refer to the EA and FEI Equine Anti-Doping and Medication Control Rules (EADMC) and the EA (Athlete) Anti-Doping Policy. For more information visit www.equestrian.org.au www.fei.org or www.asada.gov.au

Horses and Riders may be subject to random in-competition testing

1.6 Conflict of Interest

Refer to EA General Regulations, Article 158 with the following additions:

1.6.1 Persons Who May NOT Officiate as a Judge of an Event

- if they are officiating as a Veterinary Officer for the event
- they are a member of the Appeal Committee
- if they are a Chef d'Equipe or team official for competitors entered in the event

1.6.2 Persons Who May NOT Officiate as a Judge of a Competition

- in a Grand Prix competition, a fellow member of the National Elite Squad
- any person having held a riding clinic within 2 weeks prior to an event may not judge any horse and/or rider who participated in that clinic
- any judge who is provided with private billeted accommodation with a competitor they are scheduled to judge
- an owner or part owner of a horse taking part in that competition
- the regular trainer of a horse and/or rider taking part in the competition
- a person having a financial interest in a horse in the competition
- an employee or employee of a competitor in the competition
- **when accepting invitations to judge, a judge must declare their interest in any person or horse who may enter that they have:**
 - ❖ **trained**
 - ❖ **owned/part owned**
 - ❖ **had any other business interest****within the past 12 months immediately preceding the event**

1.7 Authority

The EA or affiliated organisation conducting the dressage competition(s) on behalf of the EA shall be empowered to refuse any entry, with or without stating reasons. They shall be the sole judges of the qualifications of any horse or rider to compete in any particular level and may transfer any entry of any such horse or rider to any lower or higher-ranking level.

1.8 Entry of Horses

- **after the close of entries any change of rider must be notified, in writing, to the OC no later than 40 minutes prior to the start of the competition. However, a rider of a horse may not be changed if another rider has ridden the horse on the day, either in warm-up or in a competition**
- **a horse cannot be changed**
- **the draw position cannot be changed without the permission of the OC**
- a competitor may not add a horse which is not on the list of entries without the approval of the OC
- the draw is to be strictly adhered to and changes can only be made by the OC
- riders with two horses in the draw must compete in the order that the horse/rider combination is drawn
- one rider per horse **for the entire event except for promotional competitions e.g. Derby**
- a horse may only enter and compete once in each competition (including HC)
- **the number of horses per competitor is at the discretion of the OC**

1.9 Scratchings/ Withdrawals

- a competitor may withdraw any or all of the horses that he/she has entered, subject to the conditions of entry
- a refund may only be made if documented proof (ie veterinary or medical certificate) is produced within 24 hours of the completion of the event to the event secretary
- a minimum of at least 50% of the entry fee should be refunded

1.10 Gear Check

- a gear check is required for each test
- all competitors must present to the gear steward
- it is recommended that the gear check is undertaken prior to each test
- failure to have a gear check may incur elimination

1.11 Eligibility of Young Riders

Refer to EA General Regulations, Article 124 and "Youth Development" in the Preamble.

- horses must exceed 149cm with shoes or 148cm without shoes (unless otherwise specified by the OC in the schedule)
- a Young Rider is eligible to compete in Young Rider and Official competitions on the same horse at the same event but no more than 3 tests per day
- a Young Rider cannot compete both as a Junior and Young Rider at the same event

1.12 Conditions of Entry for **Official** Competitions

These rules must be adhered to, otherwise the entry can be declined by the OC or the combination eliminated if there is a protest. EA Official and Associate competitions are open to all eligible EA members. All Official events or Official competitions are conducted under EA rules. They are sponsored by, or run on behalf of the EA.

To promote development, **all** Official EA competitions, with the exception of National and State Championships and Prix St Georges Challenge, are open to both horses and ponies. Any pony entries received shall be grouped at the beginning or the end of the draw (or at another time if the OC requires) and shall be considered as a separate competition to the horses in the rest of the test. Separate prizes shall be awarded. Organisers may still schedule and advertise separate pony competitions, particularly if they expect a test will be oversubscribed, or expect sufficient entries in a test from both ponies and horses (i.e. up to 35 of each) which is too many to be judged by the same judges in a single day.

It is an offence under the EA Disciplinary By-laws for a rider to compete a horse/pony below its graded level.

1.12.1 Declaration

To ensure smooth running of the schedule, it is obligatory in some events that competitors declare their intention of competing or withdrawing. The details of such requirement must be shown in the schedule.

1.12.2 Horses

Horses entered for **Official** competition must:

- be registered with the EA and owned by a current financial EA member
- have EA registration papers available on the day of competition
- have a current Dressage Performance Card (only available after date of third birthday – from date of birth)
- must exceed 149cm with shoes or 148cm without shoes
- only compete in two consecutive levels per an Event (regardless of number of days). E.g: Preliminary/Novice, Novice/Elementary Elementary/Medium, Medium/Advanced, Advanced/Prix St Georges, Prix St Georges/Intermediate I, Intermediate I/Intermediate II, Intermediate II/Grand Prix
- enter no more than 3 tests in one day - may include a Freestyle test
- where a complaint is lodged with the OC about the height of a horse/pony and a measurement certificate cannot be produced to verify the height
 - ❖ the OC **may** request that the horse/pony be measured within 7 days of the event that gave rise to the complaint
 - ❖ failure by the owner/competitor to produce a measurement certificate within 7 days of the event all results at this event for this horse/pony will become null and void
 - ❖ the OC must report to the SDA if a request for a measurement certificate is not produced in the 7 day time frame
 - ❖ The SDA will determine what action is necessary and advise the EA accordingly
- where a height certificate is produced within the timeframe and the certificate proves a non compliant height for the competition/s entered the OC must advise the SDA
 - ❖ The SDA will determine that a transfer from horse to pony status is required or from pony to horse status and advise the EA accordingly
 - ❖ all current grading points will transfer with a change in status
 - ❖ a new grading card will be issued
- only current measurement certificates issued by the EA, a Hack Council or an RAS will be accepted.

1.12.3 Ponies

Ponies entered for **Official** pony competition must comply with the regulations for horses in rule 1.12.2 above with the following exceptions and additions:

- ponies must **NOT** exceed 149cm with shoes or 148cm without shoes
- the estimated height of the pony is to be included on entry forms

1.12.4 Riders

Riders may enter **Official** competition:

- from the start of the calendar year they turn 12 years of age when riding horses
- from the start of the calendar year they turn 10 years of age when riding ponies
- provided they are a Junior or Senior financial member of the EA

1.12.5 Competition/Bridle Identification Numbers

- two numbers - one on either side of the horse - must be attached to each side of the bridle or saddlecloth when competing
- riders must ride in front of judges with identification numbers clearly visible
- riders are not required to stop and report to the judge

1.13 Grading Points

- horses and ponies are graded on a points system based on percentage gained
- points are accrued when the horse or pony gains 60% or above in Official competitions from Preliminary level and above
- points gained at Official competitions outside Australia will also be counted
- for pony competition, grading points are only applicable when the competition is open to any rider aged 10 years and over (i.e. not divided into separate Junior and Senior competitions)
- when, for any reason, the height of a horse/pony changes and they are required to change from a pony to a horse (or vice versa), the grading and any upgrading points of the horse/pony shall be retained in the new category

1.13.1 Awarding of Grading Points

- grading points are awarded based on percentage only (not placing)
- grading points are only awarded from performances in **Official** competitions as follows regardless of placing:
 - Between 60% to 61.999% = 1 point
 - Between 62% to 63.999% = 2 points
 - Between 64% to 65.999% = 3 points
 - Between 66% to 67.999% = 4 points
 - Between 68% to 69.999% = 5 points
 - Between 70% to 71.999% = 6 points
 - 72% and over = 7 points

The following competitions do not incur grading points:

- Freestyle competitions
- Young Rider competitions
- Young Horse competitions
- Associate competitions – open or restricted (e.g: interschool)

1.14 Eligibility of Horses and Ponies for Each Level

- in Official competitions the following criteria apply at the closing date of entries
- upon gaining 30 points in any higher level than the horse/pony is graded as defined in the table below, that horse/pony may not compete in any level below that grade except HC

Level	Points Required
• Preliminary	horses/ponies with less than 30 points in Novice or above
• Novice	horses/ponies with less than 30 points in Elementary or above
• Elementary	horses/ponies with less than 30 points in Medium or above
• Medium	horses/ponies with less than 30 points in Advanced and above
• Advanced	horses/ponies with less than 30 points in FEI competitions
• Prix St Georges and Intermediate I	horses/ponies that have on two occasions achieved 60% or above in Official Advanced competitions. In the event that the competitions are held at the one event, they must be judged by a different panel of judges For FEI International events e.g. CDIs, horses must have a performance of 60% or above at the respective competition level to be eligible
• Intermediate II and Grand Prix	horses/ponies that have on two occasions achieved 60% in Intermediate I for entry to EA competitions For FEI International events e.g. CDIs, horses must have a performance of 60% or above at the respective competition level to be eligible
• FEI Pony	ponies graded at least Elementary
• FEI Young Rider (CDI-Y)	horses that have gained 60% or better at Prix St Georges

1.15 Restrictions on FEI Competition Entries

- horses that are, or have been, a State and/or Australian Champion at Grand Prix level are not eligible to compete Officially at Prix St Georges level. The exception to this is when the competition is a specially restricted competition
- Grand Prix Special is limited to the 12 highest-placed combinations in the Grand Prix. Such combinations must have achieved at least 55% in the Grand Prix competition
- for FEI tests, horses of any origin may take part provided they:
 - ❖ are aged **6 years** and over (**Junior** tests, **Pony** Tests and **Young Rider** tests below Prix St Georges)
 - ❖ are aged **7 years** and over (Prix St Georges, Young Rider Prix St Georges, Young Rider Freestyle, Intermediate I, Intermediate II, Intermediate Freestyle)
 - ❖ are aged **8 years** and over (Grand Prix, Grand Prix Special, Grand Prix Freestyle) The age is counted from 1 August of the year of birth (1st January for Northern Hemisphere horses).

1.16 Down-Grading of Horses/Ponies

Applications for down-grading of horses/ponies for any category of competition must be directed to the SDA and the following applies:

- each request will be considered separately and on its merit
- applications for down-grading must be made in writing with supporting documentation
- an application to downgrade a horse/pony must be made or endorsed by the registered owner or lessee
- the decision to down-grade is entirely at the discretion of the SDA

Down-grading

- may occur only once in the duration of a rider's partnership with the horse/pony
- may occur more than once in a horse/pony's lifetime but not more than once in a two-year period
- will only apply to those graded at least Elementary level and above
- if approved, a horse/pony will be down-graded a maximum of three levels e.g: Advanced to Novice
- if the horse is ridden by someone other than the rider for whom the downgrade is requested, it must compete at its previous level and any grading points earned will be awarded in relation to that previous level

1.17 Imported Horses/Ponies

- horses born in the Northern Hemisphere must be at least 7 years of age on 1 January to be eligible to enter FEI levels (excluding FEI Pony Tests), and 8 years to enter Grand Prix
- horses born in the Southern Hemisphere must be at least 7 years of age on 1 August to be eligible to enter FEI levels (excluding FEI Pony Tests), and 8 years to enter Grand Prix
- for the SDA to grade an imported horse/pony, owners of such a horse/pony registered with a foreign NF must:
 - ❖ provide to the SDA written evidence of overseas performances
 - ❖ to compete at FEI level, if the horse does not have any performances, the horse must complete the requirement as set out in 1.14

1.18 Conditions of Entry for Associate Competitions

1.18.1 Riders

- must either be a member of the EA of at least Associate level **or** the affiliated club/organisation conducting the event **or** if the club wishes to permit these, any other category of person who may be permitted under the EA's insurance arrangements at the time
- there is no restriction on age
- one rider per horse is permitted at any event

1.18.2 Horses/Ponies

- EA registration is not required
- there is no restriction on the height of the horse/pony
- if a horse/pony is graded, it may only compete at its graded level or **higher, or HC at a lower level**

1.18.3 General

- only clubs affiliated with the EA are eligible to conduct Associate competitions
- competitions are conducted under the rules of the EA with some minor exceptions as mentioned in this rule e.g. height, age etc
- any level of competition may be offered
- competitions do not attract grading points

- Associate competitions can be conducted in conjunction with Official competitions
- affiliated organisations restricting competitions to their members only and using EA tests may only classify such competitions as Associate
- affiliated organisations restricting competitions to any other closed category such as interschool, breeds etc, must classify such competitions as Associate – refer to EA General Regulations Article 124 for information on eligibility for certain categories
- where the same test is offered for more than one category (e.g Official and Associate) each entire competition must be judged separately
- each category may be conducted consecutively

1.19 Hors Concours (HC)

- horses/ponies may compete HC at any level
- HC entries must be declared in writing prior to the start of the competition
- horses/ponies entered HC are not eligible for any prize or prize money
- grading points will not be awarded
- for Official competitions all HC entries must carry correct EA registration and comply in every way with the rules governing an Official competition

1.20 Conditions of Entry Graph

		OFFICIAL		ASSOCIATE	YOUNG HORSE and YOUNG RIDER
		HORSE	PONY		
HORSE or PONY	Size	exceeding 149cm with shoes, 148cm without shoes	not exceeding 149cm with shoes,	148cm without shoes without may be open height or split horses /ponies depending on OC requirements	exceeding 149cm with shoes, 148cm shoes
	EA Registered	yes	yes	no	yes
	Performance Card available from date of 3 rd birthday	Dressage Card	Pony Dressage Card AND current EA measurement	no	Dressage Card
	Bridle Number	yes	yes	no	yes
	Grading Points	yes	yes	no	Official but no grading points
	Min Age of Horse and Birthdates FEI ages as of: 1 August - South. Hem. 1 January - Nth. Hem.	EA Tests: 3 FEI Tests: 7 Grand Prix: 8	EA Tests: 3 FEI Pony Tests: 6	As per Official	YH: 4, 5, or 6 on 1 August ONLY YR: Below PSG: 6 YR PSG and FS: 7
RIDER	Age - Minimum	Start of year turn 12	Start of year turn 10	nil	YH: start of year turn 12 YR: start of year turn 16
	Age - Maximum	nil	nil	nil	YH: nil YR: end of year turn 21
	EA Membership	yes	yes	must be financial with EA (Associate or higher) or with host club	yes
	Host Club Membership	not required	not required		not required
OWNER	EA Membership	yes	yes	no	yes
TESTS	Consecutive Levels Entered	max 2	max 2	max 2	max 2
	Max Tests In One Day (includes Official, Associate, Freestyles)	max 3	max 3	max 3	max 3

Section 2 – Dress, Saddlery and Equipment

2.1 Compulsory Dress by Level

2.1.1 Preliminary to Elementary Levels

- white, off-white, light canary or beige jodhpurs or breeches
 - short coat
 - riding boots, either long or short, black or brown
 - riders under 18 years - approved safety helmet
 - riders 18 years and over - hunt cap, bowler hat or approved safety helmet
 - gloves (white preferred), tie, stock or ratcatcher (colour optional)
- Optional as defined below**
- spurs, whip, gaiters, monkey grip
 - military personnel, police etc may wear service dress

2.1.2 Medium Level

- white, off-white, light canary or beige jodhpurs or breeches
 - short coat
 - riding boots, either long or short, black or brown
 - riders under 18 years - approved safety helmet
 - riders 18 years and over - hunt cap, bowler hat or approved safety helmet
 - gloves (white preferred), tie, stock or ratcatcher (colour optional)
- Optional as defined below**
- whip, gaiters, monkey grip, spurs
 - top hat providing a double bridle is worn
 - military personnel, police etc may wear service dress

2.1.3 Advanced Level

- white or off-white breeches
 - black or dark blue tail coat, or short coat
 - **hacking tail coat is not permitted**
 - long black riding boots (hunting top permitted), short boots permitted for riders under 18
 - riders 18 years and over - top hat, bowler hat, hunt cap or approved safety helmet
 - riders under 18 years - approved safety helmet
 - gloves (white preferred), tie or stock (colour optional)
- Optional as defined below**
- whip, monkey grip, spurs
 - military personnel, police etc may wear service dress

2.1.4 Prix St Georges to Grand Prix Levels

- breeches - white or off-white
 - tail coat – black, dark blue or other colour within the international HSV colour scale. Contrast colouring and piping is allowed
 - hacking tail coat - is not permitted
 - long boots – black or same colour as coat
 - riders 18 years and over - top hat black or same colour as coat, or approved safety helmet
 - riders under 18 years - approved safety helmet
 - stock or tie – white or off white or same colour as coat **e.g. if coat is navy then stock may be a shade of blue**
 - gloves - white or off white or same colour as coat
- Optional as defined below**
- military personnel, police etc may wear service dress
 - spurs - only permitted as per rule 2.5
 - whip, monkey grip

2.2 Headgear

Competing riders must wear headgear applicable to their level of competition. Grooms, when mounted on a horse, must wear an approved safety helmet with the retaining harness secured and fastened.

Approved safety helmets are to be worn at all times with the retaining harness secured and fastened when training/practicing at an event. Whenever a safety helmet is worn whilst competing the retaining harness must be secured and fastened. Failure to have the harness fastened will entail elimination.

Current accepted safety helmet standards are:

- AS/NZS 3838 (Current Australian Standard)
- EN 1384 (Current European Standard)
- ASTM F1163 (Current US Standard)

Competition attire including formal headgear is permitted in the final warm-up arena at the discretion of the OC

Riders under 18 MUST wear an approved safety helmet with the retaining harness secured and fastened in ALL EA competitions, regardless of the level or venue. Where riders under 18 compete at an FEI-sanctioned event, FEI rules for dress and saddlery will apply www.fei.org unless otherwise specified by the OC or venue management.

2.3 Footwear

Whilst mounted, all riders must wear riding boots as specified below with smooth or almost smooth soles and heels. Heavily indented treads are not permitted for safety and risk management reasons. The exposed side of long boots must be smooth.

Boots (with smooth or almost smooth soles)	Prelim - Med	Adv	FEI
Short boots (black or brown only) – under 18	"	"	X
Short boots (black or brown only) – 18 and over	"	X	X
Short boots with matching coloured gaiters	"	X	X
Short boots with matching coloured gaiters with black or brown hunting tops	"	X	X
Long brown boots	"	X	X
Long boots with hunting tops	"	"	X
Long black boots (Top Boots)	"	"	"
Long riding boots same colour as the coat	X	X	"

2.4 Gaiters/Chapettes

- **gaiters may be worn up to and including Medium**
- gaiters may only be worn with short boots with heels
- the exposed side of the gaiter must be full grain leather
- the gaiters must match the colour of the boots which must be black or brown
- gaiters may have hunting tops which must be brown or black
- suede on the exposed side is not permitted

2.5 Spurs

- spurs may be worn by competitors at all levels
- spurs must be made of metal
- a curved or straight shank must point directly back from the centre of the spur when on the rider's boot
- the **tip** of the shank must not point up or point inwards
- the arms of the spur must be smooth
- if rowels are used, they must be blunt/smooth and free to rotate. Daisy rowels are permitted
- there is no maximum length of spurs
- metal spurs with hard plastic knobs are allowed
- dummy spurs with no shank are allowed

For further information regarding spurs, please see the legal/illegal equipment page on the Equestrian Australia website: EA Rules and Regulations – Dressage – Equipment

2.6 Whips

- a whip, not exceeding 1.2 metres in its entirety (including the tassel), may only be carried in the exercise and warm-up areas and in tests up to and including Advanced level at all events including all Championships
- a whip may be carried and used by a competitor in FEI level tests at all events in Australia **except** State and Australian Championships (including, 5- and 6-year-old Young Horse, Young Rider and Pony championships), FEI-sanctioned competitions (CDIs), International events or special qualifying competitions for World Championships and Olympic Games where a 2 point penalty from each judge will be incurred
- **only the rider when riding, walking, leading or lunging a horse (lunge whip allowed) is allowed to carry one whip, maximum 1.2m, anywhere on the ground**

- other parties are allowed to carry one whip, provided it is not used in connection with the training of the horse

2.7 Coats

Wearing coats is optional in hot weather conditions, at the discretion of the OC. If a rider chooses to discard their coat, then a light-coloured shirt must be worn with a rat catcher or normal collar and long or short sleeves. T-shirts and sleeveless shirts are not permitted.

2.8 Pocket Badges

Pocket badges are only issued to riders for specific occasions. On most occasions only one pocket badge should be worn at competitions. A rider may have a second badge when riding as a representative. Once a rider has represented Australia at World Championships or Olympic Games they may wear the Australian Flag pocket badge at all times.

2.9 Saddle and Saddlecloths

- a fully-mounted Dressage type (including all-purpose) saddle of traditional or treeless construction is compulsory, and may be used with or without a saddlecloth
- a crupper may be worn by ponies
- saddlecloths may be square or shaped. Colour is optional, but white is preferred
- refer to the EA General Regulations for information on Flags and sponsor logos

2.10 Bridles, Nosebands and Bits

Padding is allowed on bridles.

2.10.1 Snaffle Bridle

A snaffle bridle is an English-type bridle with a single snaffle-type bit and one set of reins. A snaffle bridle is compulsory in all tests up to and including Elementary level. A snaffle bridle is optional at Medium level.

• Nosebands

Nosebands are illustrated at the end of this section. It is compulsory to have one (only) of the following nosebands on a snaffle bridle:

- ❖ dropped noseband (Illustration 1)
- ❖ cavesson noseband (Illustration 2)
- ❖ flash (or Hanoverian) noseband (Illustration 3)
- ❖ crossed (Grackle or Mexican noseband (Illustration 4)

Nosebands may never be so tightly fixed as to harm the horse. Officials should not loosen the noseband, but request the rider to do so. If the rider refuses and the Official thinks the noseband is still too tight, the Ground Jury should be approached to make a ruling. Padding under the noseband is permitted as long as it is securely attached.

• Bits

Wrapping of bits is not permitted.

Only snaffle bits having the following features are approved for use in Dressage. Snaffle bits shall be composed of:

- ❖ Metal
- ❖ metal and rubber (bits made only of rubber or rubber and chain not permitted) * metal and synthetic material
- ❖ rigid plastic snaffle bits and bridoons made only of metal must meet the following criteria:
 - all parts of the bit coming into the horse's mouth must be of metal (not necessarily the same metal)
 - the diameter of the mouthpiece is measured adjacent to the rings or the cheeks of the mouthpiece
 - the minimum diameter of the mouthpiece is 10mm and for Young Horse competitions the minimum diameter of the mouthpiece is 14mm
 - snaffles used for ponies must have a minimum diameter of 10mm
 - the diameter of the mouthpiece is measured adjacent to the rings or the cheeks of the mouthpiece
 - mouthpieces may be the same thickness or tapered towards the centre or central joints
 - there shall not be more than two joints in the mouthpiece
 - double-jointed mouthpieces may have one "roller", or rotating middle piece, in the centre section. Multiple "rollers" are not permitted
 - all parts coming into the horse's mouth shall be rounded, smooth and not ridged, sharp or corrugated

Keeping within the definition above, some of the types of bits permitted are described and illustrated at the end of this section.

- ❖ Also permitted but not illustrated:
 - half-moon — port-mouth — curved
 - rubber or synthetic bit – both jointed and unjointed
 - sweet iron bit
 - rubber covered or synthetic bit

2.10.2 Double Bridle

A double bridle is an English-type bridle with a bridoon (snaffle) bit and a curb bit **and curb chain (metal or leather or a combination)**, both fitted with a set of reins. A pelham bit is not permissible in any dressage test.

❖ Bridoon

- must be made of metal or rigid plastic and may be covered with rubber/latex (manufactured state) (bits made only of rubber or rubber and chain not permitted)
- if metal bits are used all parts of the bit coming into the horse's mouth must be of metal (not necessarily the same metal)
- the minimum diameter of the mouthpiece is 10mm
- double-jointed mouthpieces may have one "roller", or rotating middle piece, in the centre section. Multiple "rollers" are not permitted
- wrapping of bit with any kind of material is not permitted
- flexible rubber bits are not permitted
- the diameter of the mouthpiece must be such so as not to hurt the horse

❖ Curb

The curb bit must be of a type as detailed in the illustrations at the end of this section. The limits of the dimensions of the curb bits allowable are as follows:

- the curb must be made of metal or rigid plastic and may be covered with rubber (manufactured state) (bits made only of rubber or rubber and chain not permitted)
- the minimum diameter of the mouthpiece is 12mm
- the lever arm of the curb bit is limited to 10cm (length below the mouth piece)

❖ **Noseband** Only a cavesson noseband shall be used with a double bridle.

• **Optional Items** (not compulsory)

- lip strap (Illustration 12)
- leather cover for curb chain (Illustration 13)
- rubber cover for curb chain (Illustration 14)

2.11 Allowed at an Event/Venue

- breast plates up to and including Medium level only where a snaffle bridle is used
- foregirths in all levels
- neck straps in all levels may only be used for safety purposes
- false tails/tail extensions are permitted in all EA competitions. If the false tail is found to contain metal, the penalty is elimination. For an FEI-sanctioned event refer to FEI rules article 428.4
- all competitors are permitted the use of one **whip** in all areas. If the conditions of the competition forbid it, it is the responsibility of the competitor to relinquish the whip before entering the competition arena
- all competitors are permitted the use of a **monkey grip** in all areas at all levels

2.12 Not Allowed at an Event/Venue

- blinkers
- ear plugs
- nasal strips
- **muzzle nets**
- bit guards (leather/rubber circular gadgets that stop the bit pulling through)
- bearing, running or balancing reins used either for riding or in the yard/stable and will incur elimination from the event (e.g: chambon, de gogue)
- any other equipment which the Ground Jury, TD or Chief Steward may determine is against the intent and general principles of Dressage. (e.g. tongue ties, stirrup tie downs)
- any decoration of the horse with extravagant items such as ribbons or flowers in the tail etc is strictly forbidden. Normal plaiting of mane and tail is allowed

2.13 Allowed in Warm-Up and Exercise Area but NOT Competition Area

The following gear **is** permitted in the **Warm-up and Exercise Area** but not allowed past the gear steward into the competition area. Non compliance will incur elimination.

- running martingales (with a snaffle bridle)
- boots and bandages

- over-boots (e.g. Easy Boot/Mac Boot/**Hoof Boot**)
- saddle covers (e.g. sheepskin or rain covers etc)
- headphones **or similar devices**

A double bridle can be used in the Warm-Up and Exercise Area, by any level competitor.

2.14 Lungeing

Wherever possible a designated area should be set aside for lungeing.

- only one lunge rein may be used
- two single direct side reins may be used
- snaffles with a cavesson or a normal draped noseband, Mexican noseband or a Flash noseband, running martingales (with snaffle only), boots and bandages are allowed
- single direct side reins or double sliding side reins (triangle/dreick zugel) (the latter solely when lungeing only with one lunge line) are permitted
- **the lungeing of a rider mounted in the saddle is not permitted anywhere at the event**
- ear muffs are permitted

Failure to comply will entail elimination.

2.15 Fly Hoods

Fly hoods may be permitted **solely** in order to protect horses from insects. These will be permitted in **extreme cases only** and at the discretion of the OC/TD. The onus is on the rider to request permission from the OC/TD prior to the start of the competition. The problem with flies/insects **must** be evident. The fly hoods should be discreet and should not cover the horse's eyes. The covering over the ears may not be insulated against sound. No materials may be used to plug the horse's ears. The OC/TD/Gear Steward may request the removal of any fly hood to verify that ear plugs have not been inserted. In the case of events conducted under FEI international rules permission must be sought from the President of the Ground Jury

2.16 Exemption Cards – Riders with a Disability

In order that any riders with a disability may compete on equal terms, an exemption scheme has been established by EA.

Application forms are available from EA. **A committee of three people comprising a physiotherapist, a representative of EA, and an RDAA dressage representative considers each case on its merits.** An EA Para-Equestrian Identification (EA PEID) card will only be issued to genuine cases and is not meant to give the rider an advantage. EA utilises the FEI Para-Equestrian rules as a guide to decision-making.

The card does not mention the rider's disability, however, it does **provide OCs and Judges with information about specific exemptions from various rules.**

Once the card is issued, the rider is permitted to have alternative equipment and/or conditions as mentioned on their **identification** card at any EA competition in Australia.

The **identification** cards are issued:

- **to members of EA for competition/s** in Australia only
- a maximum period of four years
- in the case of short-term injury the maximum time recommended by the appointed exemption committee

Should a rider using compensating aids wish to ride at FEI level, approval is required from the ADC. FEI approval is also required prior to competing in International events.

Although many conditions are permanent (e.g. loss of limb) it is not possible for a permanent exemption card to be issued because of changing rule book reference numbers. A new card may need to be issued before the 4-years expiry date when rule books are updated.

A copy of the EA PEID card must be submitted with entry to EA competitions.

Horses of Para-Equestrian riders graded 1a, 1b or 2 are allowed to be warmed-up by a coach or another rider for 20 minutes, but not in the 15 minutes prior to competing.

Grade 1a, 1b, 2 and 3 compete in a 20 x 40m arena. Grade 4 riders compete in a 60 x 20, arena or 20 x 40m arena. Details can be found on the tests.

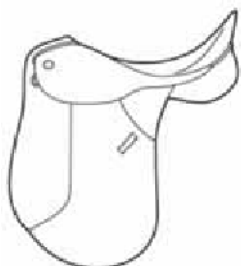
2.17 Gear Steward's Check List

Please Read Carefully		Preliminary to Elementary	Medium	Advanced		FEI tests at EA events*
				Informal Dress	Formal Dress	
Headgear Training/ Practice	Approved safety helmet	compulsory	compulsory	compulsory		
Headgear Final warm-up and Competition	Approved safety helmet - under 18	✓	✓	✓	✓	✓
	Approved safety helmet 18 and over	optional	optional	optional	optional	optional
	Hunting cap 18 and over	✓	✓	✓	x	x
	Bowler 18 and over	✓	✓	✓	x	x
	Top Hat 18 and over	x	only with double bridle	x	✓	✓
Coat	Short Coat	✓	✓	✓	x	x
	Tail coat – black or dark blue	x	x	x	✓	✓
Jodhpurs or Breeches	Jodhpurs	✓	✓	✓	x	x
	Breeches	✓	✓	✓	✓	✓
		white, off white, beige or light canary			white or off white	
Light-coloured shirt with Tie, Stock or Ratcatcher	Tie	✓	✓	✓	✓	✓
	Stock	✓	✓	✓	✓	✓
	Ratcatcher	✓	✓	✓	x	x
Gloves	Compulsory at all levels					
Boots	Short – black/brown	✓	✓	optional under 18	x	x
	Top boots	black/brown	black/brown	black only (hunting tops permitted)		Black or same colour as coat
Gaiters	Black/brown to match boots	✓	✓	x	x	x
		Exposed side must be full grain leather				
Spurs	Must be smooth metal. Shank must point directly back from centre of spur when on the boot. Tip of shank must not point up or inward	optional	optional	optional		
		Rowels must blunt/smooth and rotate freely. Daisy rowels permitted. Metal spurs with plastic knobs, "swan-neck" spurs and dummy spurs (no shank) permitted				

* For FEI Events (CDI3*, CDI-W, CDI-Y etc), dress and saddlery will be as per FEI rules www.fei.org

Please Read Carefully		Preliminary to Elementary	Medium	Advanced			FEI tests at EA events*
Whip	Not in FEI competitions at AUS/State Champs, YR, Pony Champs or CDIs	✓ ✓ ✓ ✓ ✓ whip must not exceed 1.2m in it's entirety (incl tassel)					
Saddle	Dressage type (including all-purpose), must be fully-mounted, can be used with or without a saddlecloth						
Monkey Grip		✓	✓	✓	✓	✓	
Bridle	Snaffle	✓	optional	x	x	x	
	Bit and Bridoon (Double)	X	optional	✓	✓	✓	
Nosebands	Cavesson	one (only) compulsory with snaffle	compulsory with double	compulsory			
	Dropped		one (only) compulsory with snaffle	x	x	x	
	Flash			x	x	x	
	Crossed (not for YH)			x	x	x	
False Tails	Permitted, but must not contain any metal parts	✓	✓	✓	✓	FEI permission for for CDIs	
Additional Gear	Breastplate (with snaffle only)	✓	snaffle only	x	x	x	
	Foregirth	✓	✓	✓	✓	✓	
	Crupper	Permitted only for Ponies					
Additional Gear	running martingale, bandages, brushing boots, over-boots, double bridle for test not requiring same, saddle covers, headphones	Warm-Up Area Only					
	Side reins	Lungeing Only					
	blinkers, ear plugs, nasal strips, bearing/running/balancing reins, cheekers /bit guards, chambon/de gogue	Not Permitted At All					
Bits	Refer to Section 2 for descriptions and illustrations						

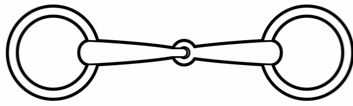
* For FEI Events (CDI3*, CDI-W, CDI-Y etc), dress and saddlery will be as per FEI rules www.fei.org




Example of permitted dressage saddle

2.18 Permitted Bits


Various Snaffle Bridle Bits




1. Loose-ring snaffle



2a

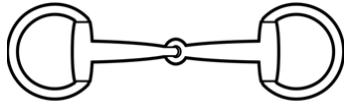


2b

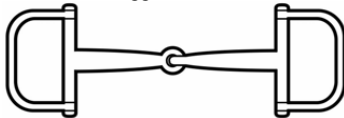


2c

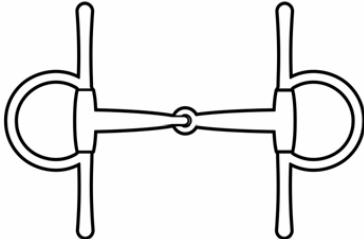
2. a,b,c. Snaffle with jointed mouthpiece where middle piece must be rounded



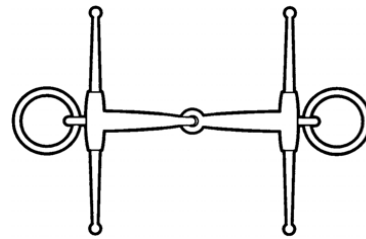
3. Egg-butt snaffle



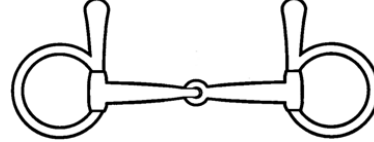
4. Racing snaffle (D-ring)




5. Egg-butt snaffle with cheeks (fulmer)



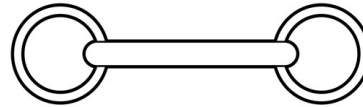
6. Loose-ring snaffle with cheeks



7. Snaffle with upper cheeks only



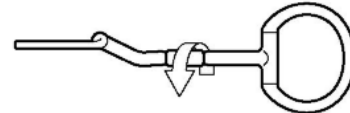
8. Hanging-cheek snaffle



9. Straight bar snaffle. Permitted also with mullen mouth and with eggbutt rings



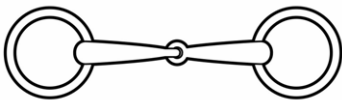
10. Snaffle with rotating mouthpiece



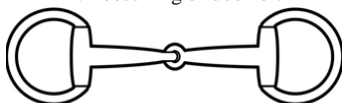
11. Snaffle with rotating middle piece

Various Double Bridle Bits


Bridoons



1. Loose-ring bridoon bit




2a



2b




2c



2d


2. a,b,c. Bridoon bit with jointed mouthpiece where the middle piece should be rounded
2d. Bridoon bit with rotating middle piece



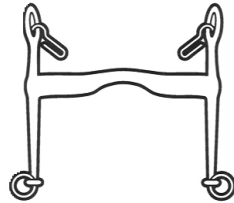
3. Egg-butt bridoon bit

4. Bridoon bit with hanging cheeks

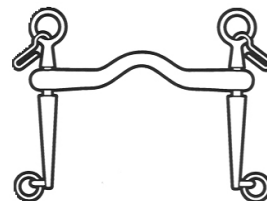
Curbs



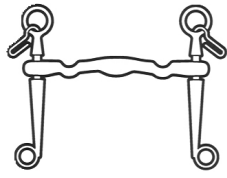
5. Half-moon curb bit



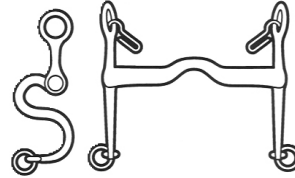
6.+7. Curb bit with straight cheeks and port



8. Curb bit with port and sliding mouthpiece (Weymouth). A curb bit with rotating lever arm also allowed



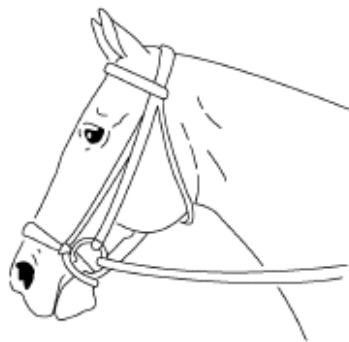
9. Variation of bits no. 6, 7 and 8




10. Curb bit with S-curved cheeks

~~Curb chain hooks must not be fixed~~

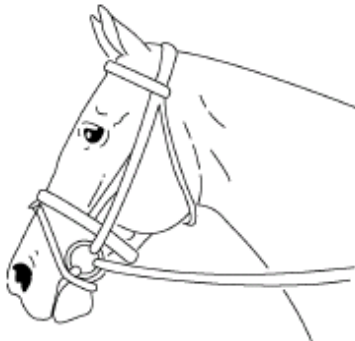
2.19 Permitted Nosebands



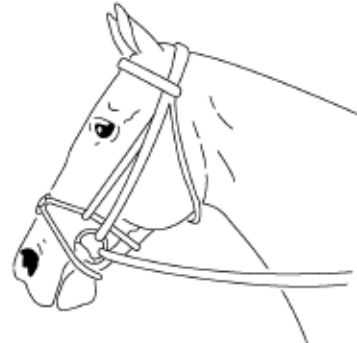
1: Dropped noseband



2: Cavesson noseband

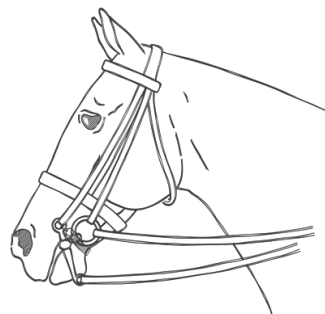


3: Flash noseband (Hanoverian)




4: Crossed noseband (Grackle or Mexican)

1, 3 and 4 are not permitted when a double bridle is used.



Double bridle with cavesson noseband, bridoon bit and curb with curb chain



Additionally-approved bridle

This page has been left intentionally blank

Section 3 – Dressage Events

3.1 Approval of Official Events

Application for permission to hold an Official dressage event or competition must be made in writing to the EA State Branch or SDA.

3.2 Competitions

- Only the current official EA tests may be used
- Only current NOAS judges are eligible to officiate at Official and Associate competitions
- A maximum of 35 horses per competition

3.3 Liability

The following disclaimer must be printed on entry forms, schedules and programs

'Neither the Organising Committee of any competition to which these rules apply nor the EA accepts any liability for any accident, damage, injury or illness to horses, owners, riders, grounds, spectators or any other person or property whatsoever.'

3.4 Timing of the Draw

It is strongly recommended to allow one hour to 90 minutes between tests for the same horse, especially at the higher levels which are more strenuous tests

3.5 Conducting Same Test for Different Categories

- where the same test is offered for more than one category e.g. Official and Associate or horse and pony, each entire competition must be judged separately
- each category may be conducted consecutively

3.6 Arena Requirements

Arenas should be set out to the dimensions shown in the diagram in Annex A.

The arena(s):

- should be level and separated from the public (including photographers and video operators) by a distance all round of 15 metres if possible but at least 10 metres
- must consist of a low continuous fence about 0.3 metres high
- are to be placed at least 10 metres apart, preferably 15 metres if room permits
- should be positioned where judges are not facing the sun
- the letters placed around the arena should be clearly visible and be placed about 0.5 metres outside the arena fence

Not permitted in the construction of an arena:

- driven-in stakes
- unbreakable rope
- unbreakable chain
- unbreakable tape
- line marking or rope on the ground
- thin poles on the ground e.g. jumping rails

The centre line:

- must have the letter A placed in line (not offset) with C at least 10 metres (preferably 15 metres) back from the arena to allow horses a straight track to enter the arena

3.7 Entering the Arena

- for indoor competitions where it is not practical for the riders to ride their horses around the outside of the arena prior to entering the arena, riders must be permitted to enter the arena for a period of sixty seconds before the bell is sounded. After the bell has sounded and if practical, all competitors may at the discretion of the OC leave the arena before commencing their test
- under special circumstances and conditions, the OC may also permit riders to ride within an outdoor arena
- for outdoor competitions if the area surrounding the competition arena is unsuitable for riding on, then the Chief Judge in consultation with the OC, will make a decision as to whether it is permitted for that competition to allow the competitors to enter the arena and complete one lap each way prior to commencing their test. Such decision MUST be announced at least 30 minutes prior to the commencement of the competition. Once the bell has been rung the competitor is required to come down the centre line at A (via

- the shortest route) and judging commences once on the centre line
- riding with the reins in both hands is compulsory in all Dressage competitions. The exceptions to this rule are:
 - leaving the arena after the final salute
 - during a Freestyle test as part of the degree of difficulty
- after bell has sounded, the competitor must enter the arena at A as soon as possible
- failure to enter the arena within 45 seconds of the bell being sounded will entail a penalty of 2 points per judge
- entering the arena at A before the starting signal has been given may entail a penalty of 2 points per judge
- judging commences with the entry at A
- judging is not influenced by any actions of the competitor prior to their entrance at A
- at the salute competitors must take the reins in one hand. Gentlemen should, whenever possible, remove their hats when saluting
- a whip may be held in either hand at the salute
- judging ceases when the horse moves forward from the final salute
- after the final salute the competitor should leave the arena in walk on a long rein at A
- the competitor must be mounted on leaving the arena at A

3.8 Dismounting

- riders must be mounted on entering and leaving the arena on penalty of elimination
- if, after entering the arena, a rider dismounts without a reason acceptable to the judge, no marks will be given to the movement. A dropped whip, hat, spectacles etc may be handed to a rider. However, in the case of a dropped whip it is preferable this is done at the end of the test when the rider has left the arena
- any fall of the horse and/or rider will entail elimination from that competition**
- if, as a result of a fall, a rider is in an unconscious or semi-conscious state and on regaining consciousness does not appear fit to compete, the Chief Judge, in consultation with the TD/Chief Steward and a medical officer, if available, has the right to use their discretion to not allow the rider to compete for 24 hours from the time of the fall. There is no appeal against this decision unless a medical certificate is provided confirming that the rider is fit to continue in competition

3.9 Test Time

- with the exception of Freestyles, dressage tests are not timed
- times printed on the test sheets are to be used only as a guide

3.10 Resistance/Disobedience

- resistance which prevents the continuation of the test for a period exceeding 20 seconds shall be penalised by elimination. This also applies to any resistance before entering the dressage arena and within the arena surrounds. However resistance that may endanger rider, horse, judges or the public will be eliminated for safety reasons earlier than 20 seconds. There is no appeal against this decision.
- a horse leaving the arena with all four feet during a test between the **beginning and the end of the test** will be eliminated

3.11 Unauthorised Assistance

- any intentional outside intervention by voice, signs etc is considered assistance to a rider or horse and is penalised by elimination
- where background music is provided by organisers riders are not permitted to request specific music, or music at specific times

3.12 Riding in Competition, Warm-Up and Exercise Areas

- on penalty of elimination, no horse, either ridden or led, may enter the competition arena except when actually competing in a competition, or where specific permission is given by the OC (e.g. arena familiarisation)
- this rule applies also when competition arena(s) are erected on the day(s) preceding an event
- where an arena is a permanent fixture this rule applies from the time the OC has deemed it to be a competition arena and this time should be publicly advertised
- a groom mounted in the saddle and wearing prescribed safety helmet and boots may walk the horse on a long rein only
- lungeing and work in-hand by someone other than the nominated rider is permitted

3.13 Scale of Marks

Under both FEI and EA rules, the scale of marks is as follows:

10 - excellent	5 – sufficient
9 – very good	4 – insufficient
8 – good	3 – fairly bad
7 – fairly good	2 – bad
6 - satisfactory	1 – very bad
0 – not executed (means practically nothing was performed)	

3.14 Commanded Tests

- tests may **not** be called
 - ❖ at any level above Advanced at any event
 - ❖ in any competition where the conditions of entry excludes such
 - ❖ at any FEI-sanctioned competition e.g. CDI-W
- where callers are allowed, it is the responsibility of the competitor to ensure that only the printed text, or extracts thereof, is read out and that no other form of assistance is given
- the caller may read each movement once or twice only. Failure to observe this rule may entail elimination

3.15 Execution of Tests

All movements contained in tests must be:

- executed in the order laid down by the test sheet
- carried out at a specified point of the arena

In a movement which must be carried out at a certain point of the arena, it should be done at the moment when the competitor's body is above this point, except in transitions where the horse approaches the letter from a diagonal or perpendicular to the point on track where the letters are positioned. In this case, the transitions must be done when the horse's nose reaches the track at the letter so that the horse is straight in the transition.

3.16 Use of Voice

The use of the voice, or clicking the tongue repeatedly is a serious fault, involving the deduction of at least 2 marks from those that would otherwise have been awarded for the movement where this occurred; not all judges will deduct marks as not all judges may have heard the sound.

3.17 Errors of Course

Note – Errors of course are to be deducted from the test sheet of each judge

If the bell is not sounded at an error of course and the test requires the same movement to be repeated and the rider again makes the same error, the rider is only penalised once. The Chief Judge must be aware of the effect of one movement on the next and where mirror images occur, in order to be prompt in notifying the competitor.

Every error of the course, whether the bell is sounded or not, must be penalised except as noted above:

- the first by 2 marks
- the second by 4 additional marks and
- the third by elimination.

However, if time permits and the type of event or competition is appropriate, the Chief Judge may invite the rider to continue the test to the end with the marks being awarded in the ordinary way. In such a case it is not necessary for the collective marks to be completed

The use of voice etc referred to in 3.15 above is not an error of course.

It is not always necessary to ring the bell for an error of course. Below are instances that will and will not require the sounding of the bell. However, not all cases can be quoted and it is the Chief Judge who will decide to sound the bell. In deciding not to ring the bell the judge must consider the effect this will have on the rest of the test.

<p>The Chief Judge will ring the bell when a rider</p> <ul style="list-style-type: none">• turns right instead of left• omits a movement• when a movement is the first of a mirror image and the competitor rides:<ul style="list-style-type: none">❖ rising trot not sitting trot❖ an incorrect size circle• enters the arena at the incorrect gait	<p>The Chief Judge need not ring the bell</p> <ul style="list-style-type: none">• when the final halt is at X instead of G or vice versa• at the salute, not taking the reins in one hand• competitor makes an early transition from medium trot to collected walk• cantering up the centre line from A, makes a pirouette at D instead of at L• does rising trot instead of sitting trot or vice versa
--	---

The competitor is shown by the Chief Judge the point at which they are to re-take the test which could be a movement prior to where the error occurred. Judging will re-commence when the rider reaches the point where the error of course occurred.

In principle a competitor is not allowed to repeat a movement of the test unless the Chief Judge decides on it being an error of course (rings the bell). If, however, the rider has started the execution of a movement and attempts to do the same movement again, the judges must consider only the first movement shown and at the same time penalise for an error of course.

Each judge must have the same number of errors marked on their sheets with a notation explaining where the error was made. The Chief Judge must make the final decision as to the number of errors if there is a discrepancy.

If the Judges have not noted an error, the competitor has the benefit of the doubt.

3.18 Lameness

- in the case of marked lameness, the Chief Judge informs the competitor that they are eliminated
- a horse will not be eligible to compete in any further competitions for the rest of that day
- there is no appeal against this decision

3.19 Awards and Placings

Awards are made to placegetters, irrespective of percentage received.

The following is a guide:

- up to 5 starters, ribbons to 3rd place
- up to 15 starters, ribbons to 5th place
- more than 15 starters, ribbons to 8th place
- in case of equality of percentage for any of the first three places, the higher total of the 4 collective marks, **including coefficients**, will decide on the better placing. If these marks are tied, placings remain tied
- when there is equality of places from fourth place and below, the competitors are joint equal placegetters
- in the following cases, places will be determined as follows:
 - ❖ in a Freestyle test in the case of equality of marks for first place, the combination with the higher mark, **including co-efficients**, for artistic presentation will be the winner. If there is still equality, then they are equal winners
 - ❖ for the purpose of a one-off trophy or point score award, if a clear winner is required, one of the following criteria should be decided upon and included in the conditions of entry:
 - total the 4 collective marks of each tied competitor. The one with the highest total collective marks is the winner
 - if two tests are involved, the award should be to the competitor with the highest score in the highest test involved
 - ❖ for the purpose of deciding a Champion at a level, if a clear winner is required the following criteria will decide the winner:
 - first places horses will be allocated 30 points
 - second will be allocated 29 points
 - third will be allocated 28 points and so on to the last placed horse
 - in the event of a tie, the Champion will be the horse with the aggregate percentage at that level
 - in the event of a further tie, the horse with the highest percentage in the higher competition at that level will be deemed the Champion

3.20 Prize Money

- all prize money and prizes are made to the owner/s of the horse/pony
- in the following Official events, if an entry fee is charged, then prize money or goods in kind must be given to at least the first three placings and the value of the last prize must not be less than the entry fee:
 - ❖ Australian Championships
 - ❖ State Championships
 - ❖ Royal Show Dressage
- at all other Official events the payment and amount of prize to be paid is at the discretion of the OC
 - ❖ the details regarding number of prizes is at the discretion of the OC
 - ❖ the payment of prize money to horses and ponies may be different
 - ❖ OCs that intend paying prize money should make this intention known in the schedule

3.21 Number/Level of Judges Required to Judge a Competition

These tables do not include the number of judges required for State or AUS Championships – Refer Section 8

3.21.1 OFFICIAL Competitions

The numbers indicate how many judges are required to make a competition Official – It is strongly recommended that wherever possible at least one additional appropriately accredited NOAS judge be added for Official competitions.

Note: FEI level competitions must be judged by either 2, 3 or 5 judges (not 4)

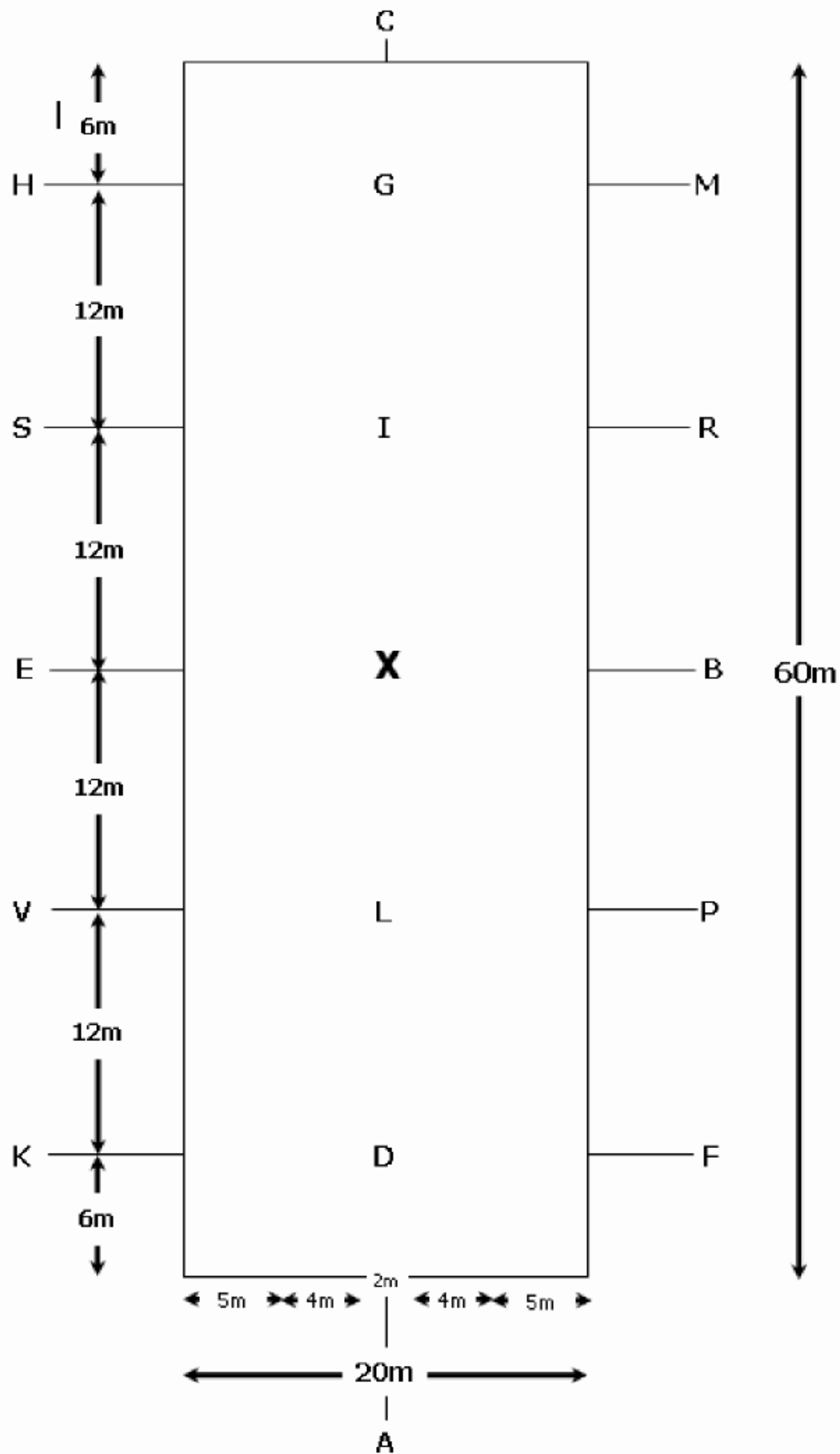
Level	Prelim	Nov	Elem	Med	Adv	PSG	Inter I	Inter II	Grand Prix
A	1	1	1	1+	1+	2+	2+	2+	2+
B	1	1	1+	1+	1+	2+	2+		
C	1	1+	1+	2	2				
D	1+	1+	2	2					
E	1+	2	2						
F	1+	2							

3.21.2 ASSOCIATE Competitions

Level	Prelim	Nov	Elem	Med	Adv	PSG	Inter I	Inter II	Grand Prix
A	1	1	1	1	1	1	1	1	1
B	1	1	1	1	1	1	1	1	1
C	1	1	1	1	1	1	1		
D	1	1	1	1	1				
E	1	1	1	1					
F	1	1	1						
H	2**	2**							

** The 2nd judge must be an NOAS accredited judge of at least F level

Annex A Diagram of 60 Metres x 20 Metres Arena



Section 4 – Roles of Officials

All situations cannot be foreseen and in any exceptional circumstances it is the duty of the Ground Jury or the appropriate Official(s) to make a decision **in a sporting spirit** adhering as closely as possible to the intent of these rules.

Any Official is authorised to:

- intervene in order to prevent any abuse of horses by riders, grooms, owners or any other person
- intervene in order to prevent any contravention of the common principles of behaviour, fairness and accepted standards of sportsmanship

4.1 Ground Jury

The Ground Jury consists of the judges of the **event**. The Ground Jury:

- must be drawn from the current NOAS list
- may include suitably-accredited visiting overseas judges

The President of the Ground Jury should be the Judge positioned at C for the highest level competition during the event

The Ground Jury is responsible for:

- the technical judging of all individual and team competitions
- the allocation and verification of final placings in a competition
- settling all problems that may arise during the course of the event
- referring any case which is beyond its jurisdiction to the Appeal Committee
- referring any case within its jurisdiction but which it considers deserving of penalties not in the jurisdiction of the Ground Jury to the Appeal Committee
- referring to the Appeal Committee any matter not requiring an immediate decision for the purpose of judging the competition

Other tasks:

- at the completion of judging the Chief Judge/TD/person authorised by OC of a competition must, prior to the formal posting of placings, be given the original of the score sheet which must include riders' and horses' names, individual judge's marks, overall total, percentage and provisional placing
- the Chief Judge/TD/person authorised by OC will quickly scan the document and when satisfied, sign and show the time of official posting of placings
- all members of a Ground Jury must remain at the event for at least 30 minutes after the official placings have been posted for the competitions they have judged
- the members of the Ground Jury must not take into account any unofficial advice or observations from persons who are not members of the Ground Jury, or anything they know beforehand of the competitors or their horses
- at events where a TD/Chief Steward has not been appointed it is recommended that the OC nominate an Official to assist with any technicalities that may arise

4.2 Appeal Committee

Refer also to EA General Regulations Articles 150 and 160 and FEI Article (rule) 438

- an Appeal Committee must be appointed for Australian and State Championships
- it shall consist of a President and two or four other persons

The Appeal Committee is responsible for:

- dealing with protests referred to it
- dealing with appeals against decisions of the Ground Jury
- dealing with all cases of infringements of any rules for which the Ground Jury is not responsible
- inviting any person deemed necessary to help them reach a decision

The following may not serve as a member of the Appeal Committee:

- owners of horses entered in the competition pertaining to the protest
- judges of the competition pertaining to the protest
- coaches of competitors entered in the event
- competitors entered in the event
- close relatives of those listed above
- Chefs d'Equipe or other Officials of teams entered in the event
- the Technical Delegate
- any person with a conflict of interest

The decision of the Appeal Committee is final.

4.3 Technical Delegate

A TD must be appointed for all major events which include Australian and State Championships, Regional Championships, and is highly recommended for all Official and Associate events held at club level. Travel, accommodation and out of pocket expenses will be the responsibility of the OC.

A TD must be appointed by:

- the ADC for Australian Championships
- the SDA for State Championships
- the OC for Regional Championships and club events

The TD is responsible for:

- approval of all administrative arrangements for the event from the time of appointment (no later than six weeks prior to the start of the event) to the end of the event
- inspection of the grounds and arenas and be satisfied that the technical details are in accordance with the rules
- assisting the Ground Jury to supervise the technical conduct of the event after indicating to the President of the Ground Jury, where approached, that the arrangements are satisfactory
- instructing the OC to make any alterations to the arena or to any technical detail associated with the conduct of the event as is considered necessary in a timely manner
- approving the final results in instances where the President of the Ground Jury or the Chief Judge are not available
- furnishing a report within 21 days after the completion of the event
 - ❖ for Australian Championships to the ADC with a copy to the Event Director or for State Championships to the SDA
 - ❖ for any other event to the OC

4.4 Chef d'Equipe

Where State or Australian teams are entered, a Chef d'Equipe must be appointed. This is compulsory for State, Australian, Young Rider and Pony Championships. The Chef d'Equipe is not permitted to fulfill any other Official's role. Only the Chef d'Equipe may lodge a protest on behalf of the team or a team member.

The Chef d'Equipe is responsible for:

- managing the selected team of riders representing their State or Nation
- confirming stabling, accommodation and travel arrangements of riders
- managing the communication with the travelling squad prior to arrival at competition venue
- arranging a meeting of squad members to inform them of the Chef's responsibilities
- distributing the team uniform if applicable
- attending Chef d'Equipe meetings before and during the event and conveying relevant information to riders and their appropriate coaches
- within the prescribed time-frame declaring details of the team in writing to the OC
- collection and return of Freestyle CDs (or tapes)
- ensuring the riders are aware of any changes in the official draw and anticipated delays in competition arenas
- providing a written report within 21 days to the ADC or SDA
- all communication with the OC, including protests on behalf of the team must be done through the Chef d'Equipe

4.5 Gear Steward

It is the responsibility of the OC to provide a gear steward. It is the ultimate responsibility of the competitor to comply with the rules relating to gear.

If a rider does not have their gear checked by the appointed gear check steward, they may incur elimination at the discretion of the Ground Jury, Appeal Committee or TD.

Every consideration must be given to not disturbing the harmony of the horse and rider prior to them entering the competition area.

The gear steward must **NOT alter** any gear. If gear is too loose or incorrectly fitted, the rider or their agent must make the necessary adjustments.

The Gear Steward is responsible for:

- guiding the rider on the **legality** of the dress, saddlery, equipment and dress referred to in Section 2
- checking the gear of each competitor for each test. The exceptions to this rule are in the case of an FEI-sanctioned event **or** if the bit/bridle is in question in which case any inspection should be done

immediately after the completion of the test. If this inspection requires the removal of the bridle, a head collar/halter must be made available for this purpose. Any removal of gear must be done by the rider or their agent

- ensuring that a competitor's gear check is completed to allow sufficient time for them to proceed to the competition arena and adhere to the time draw. If a problem arises during a gear check which may cause a delay, the competitor or their agent must be requested to re-present to the gear steward **immediately** after their test concludes
- consulting with the TD or in their absence, a member of the Ground Jury, if doubt exists regarding any item of saddlery or equipment
- having a 1.2 metre gauge (tube, rod, tape measure, mark on fence etc) accessible to ensure compliance of competitor's whip
- using disposable surgical/protective gloves – one new pair for each horse - if inspecting the bridle (mouth area)

Refer to Section 2 for a graph of allowable items of dress, saddlery and equipment.

4.6 Chief Steward

Where a TD is not appointed it is the Chief Steward who will undertake many of a TD's responsibilities.

A Chief Steward is authorised to undertake any of the following duties. However, this list is not exhaustive.

- arrange for gate to grounds to be unlocked or open at least 1.5 hours before competitions begin
- brief stewards on their duties
- meet judges on arrival, introduce their writers/pencillers and assign to respective arenas
- ensure that test papers are being regularly collected from judges
- ensure that scoresheets are updated
- ensure that competitions are running to time
- marshal winning competitors to receive awards
- confirm the number of stewards required for running the event with the OC

This page has been left intentionally blank

Section 5 – Young Horse

National Young Horse (YH) competitions are a series conducted throughout Australia composed of qualifying competitions and a Australian Final. Applications from the SDA to conduct the annual Australian Young Dressage Horse Championships must be submitted to the ADC the year prior to the final and before the mid-year ADC meeting. Young Horse rules and tests may also be used to conduct Young Pony competitions.

5.1 General Conditions

- in principle, the YH competitions will consist of one mandatory round at qualifiers and two mandatory rounds at the State Championships and Australian Young Horse Championships
- **in all YH competitions the trot is to be executed sitting unless specified rising tests may not be called except for the commanded tests**
- a third round where a guest rider shall ride the horses is optional
- judging score sheets to be used for 4-, 5- and 6-year-old competitions are available on the EA website
- at all competitions, the judges must sit together
- horses will be judged on walk, trot, canter, rideability and overall impression as a future dressage horse, including standard of training on the basis of the Training Scale
- competitions will be Official but will not attract grading points
- horses must be registered with the EA and hold a current Performance Card
- horses must exceed 149cm with shoes
- horses may qualify for the Australian Championships from 1 August of the year they turn 4, 5 or 6 until the closing date of entries to the Australian Championships
- birth dates for all horses will be as at 1 August
- riders and horse owners must be current financial members of the EA
- riders must turn 12 years of age or over in the calendar year of competition
- all Young Horse results must be forwarded to EA for recording on the EA data base

5.1.1 Judges

- all Young Horse **qualifying** competitions must only be judged by NOAS-accredited Young Horse judges
- at least two suitably accredited judges are required to judge all YH competitions
- the **Australian Final and State** Young Horse Championships, including the Consolation Final must be judged by NOAS accredited Young Horse judges or FEI-accredited judges. There may be a 3rd judge who is a recognised foreign Young Horse specialist
- all Judges for the **Australian final** must be accredited Young Horse Judges with the EA or the FEI and their appointment approved by the ADC

5.1.2 Dress and Saddlery

- Head Gear to be worn in Young Horse Competitions:
 - ❖ 4 year old competitions at qualifying events, State and Australian Championships – safety helmets are to be worn
 - ❖ 5 and 6 year-old competitions at qualifying events and Australian Championships – a top hat or bowler may be worn
- a whip is permitted to be carried in all age groups at qualifying event
- a whip is permitted to be carried in the 4-year-old age group (only) at the Australian Championships
- a whip is not permitted to be carried in the 5- and 6-year-old competitions at the Australian Championships. In the practice area, the use of one whip with a total maximum length of 120cm is allowed. The whip must be dropped before entering the space around the competition arena or the rider will entail a penalty of 0.1 points from the total score
- horses are to be ridden in a snaffle bridle as defined in Section 2
- the Mexican/Crossed noseband is not permitted
- all other dress and recognised requirements as per Section 2

5.2 Conduct of Qualifying Events

- qualifying events consist of one round with the following tests:

Age	Mandatory Round
4YO	Highest current EA Preliminary test (scored on YH Judging Sheet, not Preliminary test sheet)
5YO	FEI Young Horse Preliminary test for 5-year-olds
6YO	FEI Young Horse Preliminary test for 6-year-olds

- to be ridden one horse at a time in the arena
- two judges will sit together at C assisted by one scribe to discuss and arrive at a final score for each of the requirements of the Young Horse Judging Sheet
- decimal points may be used

5.3 State Young Horse Championships

- states may conduct their own championships each year; however horses may qualify for the Australian Championship without attending a State Championship
- competitions will be offered for 4-, 5- and 6-year-old horses
- the age of horses is taken from the 1 August

5.3.1 Tests to be ridden at State Young Dressage Horse Championships with Two Rounds

First Round	Second Round
4YO* EA YH commanded test for 4-year-olds	FEI Young Horse Preliminary test for 4-year-olds
5YO EA YH commanded test for 5-year-olds	FEI Young Horse Preliminary Test for 5-year-olds
6YO EA YH commanded test for 6-year-olds	FEI Young Horse Preliminary test for 6-year-olds

* using the EA 4 year old Material Test and conditions is optional

5.3.2 First Qualifying Round

- to be ridden two horses at a time in the arena
- two/three judges will sit together at E or B to discuss and arrive at a score for each horse for each requirement of the Young Horse Judging Sheet
- decimal points may be used

5.3.3 Second Qualifying Round

- the top ten combinations from the first round are eligible for the second round. If there is equality of placings for 10th place, equal horses must be included in the second round
- two/three judges will sit together at C to discuss and arrive at a final score for each horse
- the mark from the first round will **not** carry forward to the second round
- the mark from the second round will determine the final placings

5.3.4 Commentary

Ideally there should be commentary by the judging panel available to the public on either the second round or both rounds

5.4 Australian Young Dressage Horse Championships – for 4, 5 and 6 Year Old Horses

5.4.1 Administration

- the draft schedule must be submitted to the ADC for approval at least 6 months prior to the event
- the ADC must approve the appointment of the TD
- the TD must provide a report to the ADC within 21 days of the event
- the OC must provide a report to the ADC within 21 days of the event

5.4.2 Eligibility for Australian Young Dressage Horse Championships

- horses must qualify by achieving at least 6.5 (65%) at a **YH Qualifying Competition** conducted under these rules at the age group they are entering
- competitors are to submit on the entry form **two performances** in the above-mentioned competitions for eligibility as detailed above. If performances are at events with 2 rounds, the entry form must state in which round the score was achieved
- horses may qualify with one performance, however preference will be given to horses with two performances
- to verify the performance, a copy of the test paper or result sheet must be submitted with the entry
- competitors will be ranked from the highest average of the two performances to the lowest
- the final will be limited to 36 horses from each age group
- a ballot will take place of the highest ranked horses to determine order of starting
- a reserve list in ranking order will be established
- in special circumstances, the OC can request permission from the ADC to increase the number of entries to the final
- imported horses that only have international qualifications may be accepted, provided proof of appropriate qualification in one or more overseas YH competitions accompanies the entry

5.4.3 Tests to be Ridden at Australian Young Dressage Horse Championships

First Round	Second Round
4YO EA 4 Year Old Material Class Test	N/A
5YO EA YH commanded test for 5-year-olds Current	Current FEI Dressage Test for 5-year-olds – Final
6YO EA YH commanded test for 6-year-olds Current	Current FEI Dressage Test for 6-year-olds - Final

5.4.4 4 Year Old Horses

- the test will be the EA 4 Year Old Material Test, and will be commanded, consisting of **ONE ROUND ONLY**
- horses will enter the arena in groups of 3 under the direction of a caller
- the Ground Jury to consist of 3 judges – two must be FEI Young Horse judges (one of whom must be a foreign judge. The third judge can be either an FEI, EA Young Horse judge or a foreign Young Horse specialist
- all judges will stand together on the outside of the arena at E or B
- judges will award a mark out of 10 for walk, trot, canter and general impression as a dressage horse
- horses will then be unsaddled outside the arena and then as directed by the steward, be re presented individually to the judges' in-hand on the recognized at X where they will be required to stand up, walk directly away from, and back towards the judges in a straight line
- horses will be awarded a mark out of 10 for conformation
- the top 3 horses will be ridden by a guest rider, whose score out of 10 will be added to the other scores to decide the top 3 places
- the placings are decided by the total score accumulated from the ridden and led sections
- each group will be allocated approximately 15 (**20**) minutes
- where possible there should be commentary for the public after each horse

5.4.5 First Round – 5 and 6 Year Old Horses

- to be ridden two horses at a time in the arena
- the Ground Jury is to consist of 3 judges – two must be FEI judges (one of whom must be a foreign judge). The third judge can be either an FEI or an EA Young Horse judge or a foreign Young Horse specialist
- all judges will sit together at E or B
- each horse will be awarded a mark for each of the requirements on the judging sheet and a final score calculated
- the top ten combinations from the first round are eligible for the second round. If there is equality of placings for 10th place, equal horses must be included in the second round, provided they have attained a score of no less than 6.5 (65%) in the first round
- where possible there should be commentary for the public given after each horse

5.4.6 Second Round 5 and 6 Year Old Horses

- the Ground Jury to consist of at least three FEI Judges (one of whom must be foreign) and sit together at C
- to be ridden one horse at a time
- the mark from the first round will **not** carry forward to the second round
- the mark from the second round will determine the final placings
- where possible there should be commentary for the public given after each horse

5.4.7 Third Round – 5 and 6 Year Old Horses

- the top 3 horses in each age group to be ridden by a guest rider whose score out of 10 will be added to the other scores of the judging panel to decide the top 3 places

5.4.8 Champion of Champions Prize – 4, 5 and 6 Year Old Horses

In the event that a Champion of Champions prize is awarded, a guest rider may ride the winner of each age group as an exhibition in front of a panel of judges who together with the guest rider will determine the overall winner.

5.5 Consolation Finals

5.5.1 4 Year Old Horses

- the test to be ridden will be the current FEI Young Horse Test for 4 year olds
- horses must achieve at least a score of 6 (60%) In the Material Class to be eligible for the Consolation Final
- only horses placed from 4th and below in the Material Class will be eligible

- the top 3 horses in the Material Class will not be eligible for the Consolation Final
- to be judge by 2 accredited Young Horse judges sitting at C

5.5.2 5 and 6 Year Old Horses

Horses that do not place in the top 10 in the first qualifying round will be eligible to compete in the Consolation Final.

- tests to be ridden will be as follows:
 - **5YO** Current FEI Dressage Test for 5 year olds – Final
 - **6YO** Current FEI Dressage Test for 6 year olds – Final
- to be judged by 2 accredited Young Horse judges sitting at C

5.6 Selection of Young Horses to Represent Australia Overseas

The EA National Dressage Selectors will select the Australian representatives for the FEI World Breeding Championships for Young Dressage Horses based on merit and with reference to; any EA Selection Policy that may be in place, the below performance requirements, and the rules of the FEI/World Breeding Federation for Sport Horses. In particular, horses must be registered with a stud book recognized by the WBFSH.

For Young Horses to be considered for endorsement to the World Young Horse Championships they must have a minimum of 2 performances of at least 7.5 with at least 7 for all paces.

- For Australian based horses, one of these scores must be achieved in the final round of the Australian Young Horse Championships.
- For Young Horses not domiciled in Australia, at least one performance must be from an official Young Horse qualifier.

Competition results including the judging sheets must be forwarded to the EA National Office as proof of performances.

5.7 Guide for Riders and Judges

- to be judged on rideability, basic paces, general impression and suitability as a dressage horse
- basic ideas which should be considered by the judges:
 - ❖ is the horse clearly demonstrating correct education according to the Training Scale?
 - ❖ does the horse demonstrate a desirable picture of a dressage horse?
- fundamental criteria of paces, rideability and general impression as a dressage horse are evaluated as follows:
 - ❖ the steps and strides must be in a regular rhythm and free from tension
 - ❖ keeping in mind the training level of the horse, special emphasis should be placed on:
 - a smooth and steady contact
 - the willing acceptance of the bit
 - a submissive poll in the three basic paces and in the different tempi and the transitions
 - flexion and bending
 - the harmonious development on both reins
 - suppleness
 - desire to go forward
 - ability to engage the hindquarters
 - potential to collect
- horses, which during the initial movements of the test, still show signs of tension and concentration lapses, or which may even be shying or unsettled, should be judged more benevolently than in a normal dressage competition
- minor mistakes should not be given weight if, in principle, the horse is demonstrating good movements **and** is demonstrating the adoption by the trainer of desirable training technique
- it is recommended that one of the judges provides a commentary after the completion of each horse's test in at least the 2nd round but preferably for both the 1st and 2nd round. This commentary is mainly for the benefit of spectators and the main purpose thereof is to explain the rideability and strengths of the individual horse in relation to the demands at each level of competition, the quality of the three basic paces, and the horse's ability to perform as a high-level dressage horse
- see FEI Dressage Handbook for further notes on the purpose of and judging of Young Horse competitions

5.8 Young Horse Tests

All Young Horse tests and score sheets are available for download from the Equestrian Australia website – www.equestrian.org.au

Section 6 – Freestyles

This section is for Freestyle competitions which are competitions of artistic equitation. They include all the paces and fundamental airs of the classical high school dressage. The competition is, however, absolutely free in the form and manner of the presentation a rider chooses within a fixed time. The test should clearly show unity between rider and horse, interpretation of the music and balance of the choreography as well as harmony in all the movements and transitions.

6.1 Entry, Salute and Timing

- Freestyle tests are timed
- entry music must not exceed 20 seconds
- if there is no entry music this will not entail elimination but it will affect the artistic mark
- the rider must signal the sound technician after the bell has been rung
- once the bell has sounded the rider has 45 seconds to enter the arena which includes a maximum of 20 seconds of entry music
- a rider must enter the arena within 20 seconds of the music starting
- if the rider enters the arena clearly late, 0.5% shall be deducted by each judge from the score
- the music must cease at the final salute
- at the beginning and end of a Freestyle test a halt for the salute is compulsory
- test time starts after the first halt and stops at the final salute
- if a rider exceeds the maximum time, appropriate penalties as defined on the test sheet shall be deducted

6.2 Music

6.2.1 Technical Failure

In the case of a rider's music failing during a Freestyle test:

- where there is no back-up system, the rider can with the permission of the Chief Judge leave the arena
- the Chief Judge, after conferring with the rider, will determine when the rider must return to the arena
- there should be minimum interference with starting times of other riders
- the affected rider should return to complete or restart their test during a scheduled break in the competition or at the end of the competition or as directed by the President of the Ground Jury
- the rider may decide whether to take up the test at the point where the music failed, or to start again
- if the rider chooses to start again all marks on the sheet must stay as originally given up to that point when the music failed, and from then on judge as normal
- if the music stops towards the end and all the technical marks have been already filled in by the judge, then the judge will judge on the music up to that point
- if the music stops half-way and the rider does not have another CD and all technical requirements have not been completed the rider must retire

6.2.2 Guidelines for Riders and OCs

- music must be provided on a CD as first preference or otherwise as specified by the OC (e.g. tape)
- riders have the right to request the OC for a sound check on their music
- it is recommended that riders have a back-up copy of their music with them at the event
- each CD must clearly show the name of the rider and horse on both the outside cover and CD proper
- it is recommended to have a time keeper/course watcher, especially in FEI level Freestyle tests

6.3 How to Judge a Freestyle – Guidelines for Judges

The judge must be confident the writer knows all the compulsory movements and how to record the marks.

- a mark should be given each time a compulsory movement is shown. This mark must be placed in the relevant area on the test sheet
- as some compulsory movements will be shown more than once, therefore gaining more than one mark, there could be several marks for one required movement
- at the completion of each test the judge will decide the final whole mark to be awarded for each movement
- the following method is a guide only
 - ❖ a horse is awarded a 7 and 5 and 6 for a movement shown, for example, 3 times
 - total the marks
 - divide by the number of times it was performed, in this case (7+5+6 divide by 3 = 6)
- by using this method, a clearer indication of the horse's ability to perform that movement and the mark to be awarded is developed

6.4 Standard for Each Level

- only movements up to maximum included in the equivalent level may be shown
- a rider deliberately showing movements above the level ridden will be eliminated, unless otherwise provided for in the rules below
- if a judge is unable to recognise that the movement has been performed, a zero will be placed in the appropriate area

The table at the end of this section provides is a list of compulsory movements and a guide to permissible movements for each level.

6.5 Rules for Judging Freestyles

As a general principle judges should try to avoid eliminating combinations unless it is specifically provided for in these rules. The rules below give guidance on how to arrive at an appropriate penalty or elimination.

6.5.1 General

Removal of hat - if a movement is performed with a hat in one hand, the movement would score zero and the score for choreography and degree of difficulty cannot be higher than 5.

6.5.2 Novice

- any movement deliberately shown above the level and which is not included in the table of compulsory or permissible movements shall entail elimination
- **the entry must be at the walk or trot**
- the walk must be on one track, otherwise = 0
- this level of Freestyle is Associate level only

6.5.3 Elementary

- any movement deliberately shown above the level and which is not included in the table of compulsory or permissible movements shall entail elimination
- **the entry must be at the walk or trot**
- the walk must be on one track, otherwise = 0

6.5.4 Medium

- in the event of any movement being DELIBERATELY shown of a higher level than the corresponding test the competitor will receive '0' for the whole movement and the scores for the choreography as well as the degree of difficulty cannot be higher than a 5
- **the entry must be at the walk or trot**
- if flying changes are shown in sequence, every 4 strides or less, the final mark for all flying changes (regardless of any other correct single flying changes shown) must be 0
- one counter change of hand in trot and canter is allowed. (more than one change of direction = final mark for trot and canter half-passes is 0 (regardless of any other correctly shown individual half-passes)
- the walk must be on one track
- travers and renvers are allowed

6.5.5 Advanced

- in the event of any movement being DELIBERATELY shown of a higher level than the corresponding test the competitor will receive '0' for the whole movement and the scores for the choreography as well as the degree of difficulty cannot be higher than a 5
- if flying changes are shown in sequence every 2nd stride or less, the final mark for all flying changes (regardless of any other correct sequence flying changes) must be 0
- one counter change of hand in trot and canter is allowed. If more than one change of direction = final mark for trot and canter half-passes is 0 (regardless of any other correctly shown individual half-passes)
- more than half-pirouettes in canter = 0. I.e: if ONLY left, then ONLY the left pirouette scores 0, regardless of any other correctly executed pirouettes
- half-pirouettes in canter must be shown from a straight line to a straight line, or score will be insufficient. If performed from walk and into walk will only be regarded in harmony and choreography
- walk clearly performed as a lateral movement - not shown on one track = 0
- travers and renvers are allowed

6.5.6 Junior Freestyle (FEI)

- in the event of any movement being DELIBERATELY shown of a higher level than the corresponding test the competitor will receive '0' for the whole movement and the scores for the choreography as well as the degree of difficulty cannot be higher than a 5
- more than half-pirouettes in walk, (regardless of any other correctly executed pirouettes) - final mark for ALL pirouettes is 0
- flying changes shown in sequence, every 4 strides or less. Final mark for all flying changes (regardless of any other correct single flying changes shown) must be 0

- one counter change of hand in canter is allowed. More than one change of direction = final mark for canter half-passes is 0 (regardless of any other correctly shown individual half-passes)
- counter change of hand in trot is allowed, the angles of which are left to the riders' discretion
- walk must be on one track, if clearly as a lateral movement = 0
- travers and renvers are allowed as part of the choreography

6.5.7 Prix St Georges – see FEI Young Rider

- in the event of any movement being DELIBERATELY shown of a higher level than the corresponding test the competitor will receive '0' for the whole movement and the scores for the choreography as well as the degree of difficulty cannot be higher than a 5
- more than half-pirouettes in canter = 0. I.e: if ONLY left, then ONLY the left pirouette scores 0, regardless of any other correctly executed pirouettes
- half-pirouettes in canter must be shown from a straight line to a straight line, or score will be insufficient. If performed from walk and into walk will only be regarded in harmony and choreography
- flying changes in sequences of two and one time = final mark for all changes 0
- counter changes of hand in trot and canter are allowed
- walk clearly performed as a lateral movement - not shown on one track = 0
- travers and renvers are allowed

6.5.8 Intermediate I

- in the event of any movement being DELIBERATELY shown of a higher level than the corresponding test the competitor will receive '0' for the whole movement and the scores for the choreography as well as the degree of difficulty cannot be higher than a 5
- more than single pirouettes left or right = final mark for left or right pirouette = 0
- canter pirouette from walk or into walk = only regarded in harmony and choreography
- flying changes every stride = final mark for all flying changes = 0 (regardless of any other correctly shown sequences)
- walk only as lateral movement = 0
- piaffe, passage deliberately shown = Elimination

6.5.9 Grand Prix

- in the event of any movement being DELIBERATELY shown of a higher level than the corresponding test the competitor will receive '0' for the whole movement and the scores for the choreography as well as the degree of difficulty cannot be higher than a 5
- more than double pirouettes in canter final mark = 0
- if illegal pirouette only shown to the left then, only left pirouette would score 0
- piaffe, must be on straight line with min 10 straight steps. If ONLY shown as pirouette = score technically insufficient. If piaffe pirouette is shown in addition to a piaffe with a minimum of 10 steps straight the latter piaffe will be scored technically as usual
- passage must be on one track (min 20 metres). If ONLY shown in half-pass is technically insufficient. If passage in half-pass is shown in addition to a passage on one track, the latter passage will be scored technically as usual

6.6 Equality of Marks

In the case of equality of marks in a Freestyle test the higher artistic marks will decide on the higher placing.

6.7 Movements NOT permitted

Movement(see also 6.5)	Novice (Assoc)	Elem	Med	Adv	Inter I	Grand Prix
Walk Pirouette	✓					
Shoulder-In	✓					
Half-Pass – Trot or Canter	✓	✓				
Single Pirouette in Canter	✓	✓	✓	✓		
Double Pirouette in Canter	✓	✓	✓	✓	✓	
Triple Pirouette in Canter	✓	✓	✓	✓	✓	✓
Passage and/or Piaffe	✓	✓	✓	✓	✓	
Single flying change	✓	✓				
Flying changes every 2 nd stride	✓	✓				
Flying changes every 3 rd stride	✓	✓				
Flying changes every 4 th stride	✓	✓				
Flying changes every stride	✓	✓	✓	✓	✓	

Annex C

Directives for Assessing the Degree of Difficulty in Freestyle Tests at FEI Level – (Annex VI of FEI Dressage Rules)

The assessment in the degree of difficulty in a Freestyle cannot be made separately from the other technical and artistic scores.

- there is a close connection between the degree of difficulty and the technical execution as they greatly determine the first two artistic scores
- lack of quality in the execution of the movement is considered a deficit in the performance ability of rider and/or horse
- these must be taken into consideration as deductions in the degree of difficulty scoring

The Basic Level in the Degree of Difficulty for the Small Tour

The basic level in the degree of difficulty is defined by the standardised FEI Freestyle test of that particular level.

The Higher Scoring Elements for the Degree of Difficulty in the Small Tour

The following examples are considered as "Higher Scoring" and heighten the degree of difficulty and the score when executed in a technically correct manner

- a greater number of tempi changes than the compulsory minimum
- movements executed on curved and/or angled lines
- a steep angle in the half-pass combined with changes of direction in the zigzag on equally mirrored lines
- shoulder-in on the centre or quarter line
- extended canter followed by a half-pirouette (Young Riders Freestyle) or pirouette (Inter I Freestyle)
- extended canter transition to walk
- direct transitions from four tempi changes into three tempi changes and back to four tempi changes (Young Riders Freestyle) or from three tempi changes to two tempi changes and back to three tempi changes (Intermediate I Freestyle)
- execution of difficult exercises and transitions with the reins in one hand

The Basic Level in the Degree of Difficulty for the Grand Prix

The basic level in the degree of difficulty is defined by the standardised FEI Freestyle test of that particular level

The Higher Scoring Elements for the Degree of Difficulty for Grand Prix Freestyle

The following examples are considered "higher scoring" and heighten the degree of difficulty and the score when executed in a technically correct manner

- a greater number of tempi changes than the compulsory minimum
- double pirouettes (triple pirouettes are not allowed – See Guidelines for Judges, Annex VII)
- movements executed on curved and/or angled lines
- a steep angle in the half-pass combined with several changes of direction in the zigzag on equally mirrored lines is considered very difficult
- piaffe and passage derived from the walk or halt are rated more difficult than piaffe and passage derived from a movement of impulsion
- execution of difficult exercises and transitions with the reins in one hand
- combinations mixed with difficult transitions between movements, (e.g. canter-passagecanter, extended canter directly connected with pirouettes, extended canter followed by piaffe and at clearly defined points, direct transitions from two tempi changes into changes every stride and back to two tempi changes)

Clarifications

- all exercises should be at clearly defined points marking the beginning and end. Half-passes are to be clearly marked as well as executed on clear lines. There should be equality in the Freestyle by the use of both reins. Excessive use of personal horse/rider strength movements should be avoided as it negates from the choreographic balance of the Freestyle. Difficult movements (e.g. piaffe and passage) should have a greater emphasis placed on their execution in the Freestyle. A clear placing of the movement allows for better judgement and thus a better scoring capability from the judge's standpoint
- the Freestyle presentation should be clearly and logically constructed displaying a true harmonious balance between the horse and rider. Harmony, fluidity and equality are the Freestyle's important foundation. The elements with a high degree of collection should repeatedly interact with exercises containing forward impulsion clearly presenting the basic paces
- all elements that raise the degree of difficulty shall be positively rated when fully complemented and supported by the music
- additional piaffe pirouettes, passage half-passes and canter pirouettes combined with half-passes are not considered as a higher degree of difficulty, although they are to be rated positively in the choreography
- classical Dressage in the presentation of a Freestyle, as stated in the rules of the FEI, is the highest priority

Guidelines for Scoring

With special attention to the initial comments and the clarifications above, and the Guidelines for Judges (Annex VII), the recommended directives for points awarded for degree of difficulty are as follows:

- when only the minimum requirements for the basis level are fulfilled, approximately 6.0
- when there is a rise in the degree of difficulty according to the level of standard tests Young Rider Individual Test, Intermediate I, Grand Prix/Grand Prix Special, minimum of 7.0
- when there is a rise in the degree of difficulty beyond the standard tests in accordance with the above-mentioned directives minimum of 8.0

6.8 EA Levels - Compulsory and Permitted Movements For Freestyles

MOVEMENT	Novice (Associate)		Elementary		Medium		Advanced	
	Compulsory	Permitted	Compulsory	Permitted	Compulsory	Permitted	Compulsory	Permitted
HALT								
Entry & halt at beginning & end	✓		✓		✓		✓	
WALK								
Medium - Consecutive		✓	✓ 20m min					
Collected - Consecutive					✓ 10min		✓ 10min	
Extended - Consecutive					✓ 20min		✓ 20m min	
Free - Consecutive	✓ 20m min							
Rein-Back				✓		✓		
Half turn on the haunches				✓		✓		✓
TROT								
Working	✓		✓					
Collected			✓		✓		✓	
Moderate lengthen	✓							
Medium			✓					
Extended					✓		✓	
Working Trot – 10m circle left & right	✓					✓		
Shoulder-In left & right			✓		✓		✓	
Half-Pass left & right					✓		✓	
Counter change of hand								✓ 1 only
Leg-Yield		✓		✓				
Travers				✓		✓		✓
Renvers				✓		✓		✓
CANTER								
Collected left & right			✓		✓		✓	
Working	✓		✓					
Moderate lengthen	✓							
Medium			✓					
Extended					✓		✓	
Change of lead through trot – left & right	✓			✓				
Simple change of leg left-right & right-left			✓					
Canter – 10m circle left & right						✓		
Canter – 15m circle left & right	✓							
Single flying change of leg – left-right, right-left					✓			✓
Flying change of leg every 4 th stride							✓ max 3	
Flying change of leg every 3 rd stride							✓ max 3	
Half-Pass – left					✓		✓	
Half-Pass – right					✓		✓	
Counter-Canter left & right			✓			✓		✓
Counter change of hand								✓ 1 only
Half-Pirouette – left & right							✓	

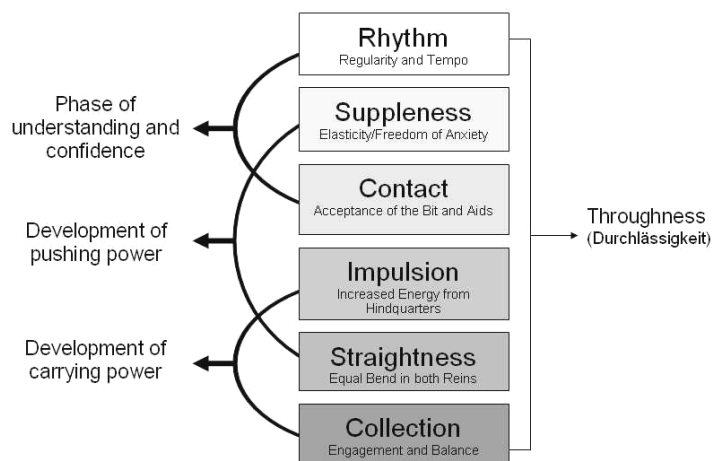
Section 7 – Paces and Movements

This section details the paces and movements required in Dressage and is an extract from the FEI Rules for Dressage Events – 23rd Edition.

Please refer to the **FEI Dressage Handbook Guidelines for Judging** for further assistance for judges and athletes.

The Training Scale

There are 6 building blocks of the training scale. They must be taken in conjunction with each other.



1 Rhythm (Takt)

Refers to the regularity which is the correct sequence of footfalls

2 Suppleness (Losgelassenheit)

Suppleness and relaxation. The complete absence of tension, and is an essential aim of the preliminary training phase. Relaxation in both the mental and physical sense

3 Contact (Anlehnung)

Is a soft, steady, connection between the athlete's hands and horse's mouth. The horse should go rhythmically forward from the athlete's driving aids and "seek" a contact with the athlete's hands

4 Impulsion (Schwung)

The term used to describe the transmission of energy from the hindquarters being transmitted into the athletic movement of the horse

5 Straightness

A horse is said to be straight when its forehead is in line with its hindquarters, that is, when its longitudinal axis is in line with the straight or curved track it is following

6 Collection

To enable a horse to be collected correctly, all the former criteria must be fulfilled.

- the aim is to improve the balance and equilibrium of the horse
- to develop and increase the horse's ability to lower and engage the quarters for the benefit of the lightness and mobility of the forehead. If the carrying capacity of the hindquarters is sufficiently developed, the horse is then in a position to move in balance and self carriage in all three paces

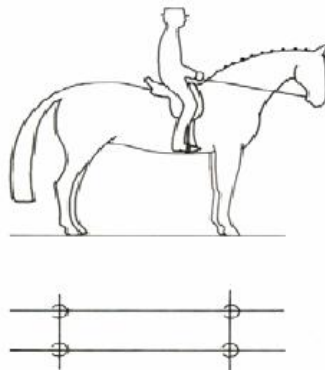
7.1 Objects and General Principles

- the object of Dressage is the development of the horse into a happy athlete through harmonious education as a result it makes the horse calm, supple, loose and flexible, but also confident, attentive and keen, thus achieving perfect understanding with its athlete these qualities are **demonstrated** by:
 - ❖ the freedom and regularity of the paces
 - ❖ the harmony, lightness and ease of the movements and
 - ❖ the lightness of the forehead and the engagement of the hindquarters, originating in a lively impulsion

- ❖ the acceptance of the bridle, with submissiveness throughout and without any tenseness or resistance
- the horse thus gives the impression of doing of its own accord what is required of him. Confident and attentive submitting generously to the control of the athlete, remaining absolutely straight in any movement on a straight line and bending accordingly when moving on curved lines
- the walk is regular, free and unconstrained
- the trot is regular, free, supple and active
- the canter is united, light and balanced. The hindquarters are never inactive or sluggish. They respond to the slightest indication of the athlete and thereby give life and spirit to all the rest of its body
- by virtue of a lively impulsion and the suppleness of the joints, free from the paralysing effects of resistance, the horse obeys willingly and without hesitation and responds to the various aids calmly and with precision, displaying a natural and harmonious balance both physically and mentally
- in all the work even at the halt, the horse must be "on the bit". A horse is said to be "on the bit" when the neck is more or less raised and arched according to the stage of training and the extension or collection of the pace, accepting the bridle with a light and consistent soft submissive contact. The head should remain in a steady position, as a rule slightly in front of the vertical, with a supple poll as the highest point of the neck, and no resistance should be offered to the athlete
- cadence is shown in trot and canter and is the result of the proper harmony that a horse shows when it moves with well marked regularity, impulsion and balance
- cadence must be maintained in all the different trot or canter exercises and in all the variations of these paces
- the regularity of the paces is fundamental to Dressage

7.2 The Halt

- at the halt, the horse should stand attentive, engaged motionless, straight and square with the weight evenly distributed over all four legs. The neck should be raised, the poll as the highest point and the noseline slightly in front of the vertical. While remaining "on the bit" and maintaining a light and soft contact with the athlete's hand, the horse may quietly chew the bit and should be ready to move off at the slightest indication of the athlete
- the halt is obtained by the displacement of the horse's weight to the hindquarters by a properly increased action of the seat and legs of the athlete, driving the horse towards a softly closed hand, causing an almost instantaneous but not abrupt halt at a previously fixed place. The halt is prepared by a series of half-halts
- the quality of the paces before and after the halt is an integral part of the assessment



7.3 The Walk

- the walk is a marching pace in a regular four-time beat (left hind, left fore, right hind, right fore) with equal intervals between each beat. This regularity combined with full relaxation must be maintained throughout all walk movements
- when the foreleg and the hind leg on the same side move almost on the same beat, the walk tends to become an almost lateral movement. This irregularity, which might become an ambling movement, is a serious deterioration of the pace
- the following walks are recognised – Collected, Medium, Extended and Free
- there should always be a clear difference in the attitude and over-tracking in these variations

7.3.1 Medium Walk

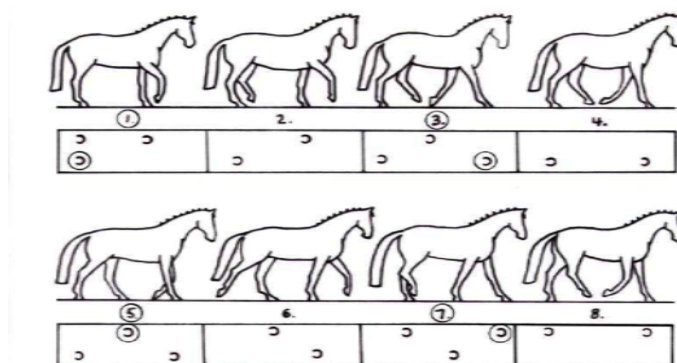
A clear, regular and unconstrained walk of moderate lengthening. The horse, remaining "on the bit", walks energetically but relaxed, with even and determined steps, the hind feet touching the ground in front of the hoofprints of the fore feet. The athlete maintains a light, soft and steady contact with the mouth, allowing the natural movement of the head and neck.

7.3.2 Collected Walk

The horse, remains "on the bit", moves resolutely forward, with its neck raised and arched and showing a clear self-carriage. The head approaches the vertical position and a light contact is maintained with the mouth. The hind legs are engaged with good hock action. The pace should remain marching and vigorous, the feet being placed in regular sequence. The steps cover less ground and are higher than at the medium walk, because all the joints bend more markedly. The collected walk is shorter than the medium walk, although showing greater activity.

7.3.3 Extended Walk

The horse covers as much ground as possible, without haste and without losing the regularity of the steps. The hind feet touch the ground clearly in front of the footprints of the fore feet. The athlete allows the horse to stretch out the head and neck (forward and downwards) without losing contact with the mouth and control of the poll. The nose must be clearly in front of the vertical.



The walk is a pace in four-beat rhythm with eight phases (numbers in circles indicate the beat)

7.3.4 Free Walk

The free walk is a pace of relaxation in which the horse is allowed complete freedom to lower and stretch out his head and neck. **The degree of ground cover and length of strides, with hind feet stepping clearly in front of the footprints of the front feet, are essential to the quality of the free walk.**

7.3.5 Stretching on a Long Rein

- this exercise gives a clear impression of the 'throughness' of the horse and proves **its** balance, suppleness, obedience and relaxation in order to execute the exercise 'stretching on a long rein' correctly, the athlete must lengthen the reins as the horse stretches gradually forward and downward
- as the neck stretches forward and downwards, the mouth should reach more or less to the horizontal line corresponding with the point of the shoulder
- an elastic and consistent contact with the athlete's hands must be maintained
- the pace must maintain its rhythm, and the horse should remain light in the shoulders with the hindlegs well engaged
- during the retake of the reins the horse must accept the contact without resistance in the mouth or poll.

7.4 The Trot

- the trot is a two-beat pace of alternate diagonal legs (near left fore and right hind leg together and vice versa) separated by a moment of suspension
- the trot should show free, active and regular steps
- the quality of the trot is judged by the general impression, i.e. the regularity and elasticity of the steps, the cadence and impulsion in both collection and extension. This quality originates from a supple back and well engaged hindquarters, and by the ability to maintain the same rhythm and natural balance within all variations of trot
- all trot-work is executed 'sitting', unless otherwise indicated in the test concerned
- the following trots are recognised – Working, Lengthening of Steps, Collected, Medium, Extended

7.4.1 Working Trot

This is a pace between collected and medium trot, in which a horse's training is not yet developed enough and ready for collected movements. The horse, showing proper balance and, remaining "on the bit", goes forward with even elastic steps and good hock action. The expression "good hock action" underlines the importance of an impulsion originating from the activity of the hindquarters.

7.4.2 Collected Trot

The horse, remaining "on the bit", moves forward with the neck raised and arched. The hocks, being well engaged and flexed, must maintain an energetic impulsion, enabling the shoulders to move with greater mobility, thus demonstrating complete self carriage. The horse's steps are shorter than in the other trots, elasticity and cadence are not lessened.

7.4.3 Medium Trot

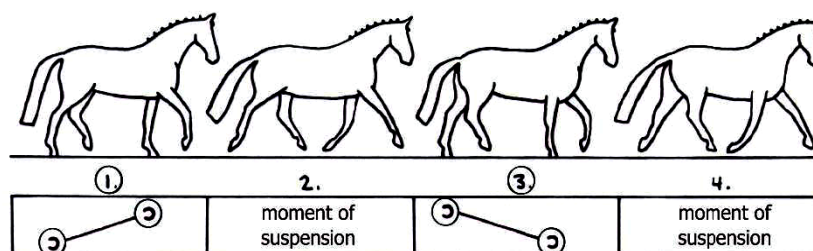
This is a pace of moderate lengthening compared to extended trot, but 'rounder' than the latter. Without hurrying the horse goes forward with clearly lengthened steps and with impulsion from the hindquarters. The athlete allows the horse to carry the head a little more in front of the vertical than at the collected and the working trot, and to lower the head and neck slightly. The steps should be even, and the whole movement balanced and unconstrained.

7.4.4 Extended Trot

The horse covers as much ground as possible. Without hurrying the steps are lengthened to the utmost as a result of great impulsion from the hindquarters. The athlete allows the horse to lengthen the frame with a controlled poll, and to gain ground. The fore feet should touch the ground on the spot towards which they are pointing. The movement of the fore and hind legs should reach equally forward in the moment of the extension. The whole movement should be well balanced and the transition to collected trot should be smoothly executed by taking more weight on the hindquarters.

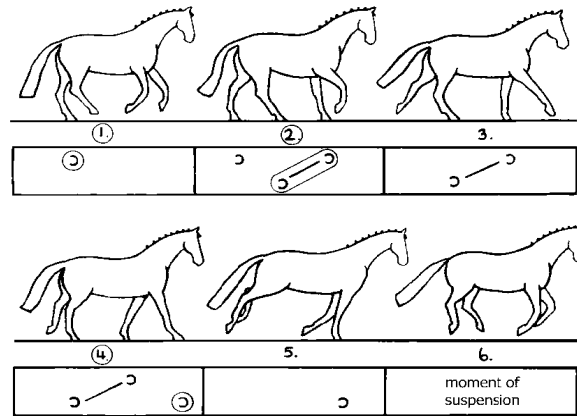
7.4.5 Lengthening of Steps

In the national (EA) tests for Preliminary and Novice and the test for four-year-old horses "lengthening of steps" is required. This is a variation between the working and medium trot in which a horse's training is not developed enough for medium trot.



7.5 The Canter

- the canter is a three-beat pace where, in canter to the right the footfalls are as follows: left hind, left diagonal (simultaneously left fore and right hind), right fore, followed by a moment of suspension with all four feet in the air before the next stride begins
- the canter, always with light, cadenced and regular strides, should be moved into without hesitation
- the quality of the canter is judged by the general impression, i.e. the regularity and lightness of the steps and the uphill tendency and cadence originating from the acceptance of the bridle with a supple poll and in the engagement of the hindquarters with an active hock action – and by the ability of maintaining the same rhythm and a natural balance, even after a transition from one canter to another. The horse should always remain straight on straight lines and correctly bent on curved lines
- the following canters are recognised – Working, Lengthened Strides, Collected, Medium, Extended including Counter Canter, Simple Change of Leg and Flying Change of Leg



The canter is a pace in three beat rhythm with six phases.

7.5.1 Working Canter

This is a pace between the collected and the medium canter, in which a horse's training is not yet developed enough and ready for collected movements. The horse shows natural balance while, remaining "on the bit", and goes forward with even, light and active strides and good hock action. The expression "good hock action" underlines the importance of an impulsion originating from the activity of the hindquarters.

7.5.2 Collected Canter

The horse, remaining "on the bit", moves forward with its neck raised and arched. The hocks, being well engaged, maintain an energetic impulsion, enabling the shoulders to move with greater mobility thus demonstrating complete self carriage and an uphill tendency. The horse's strides are shorter than in the other canters, without losing elasticity and cadence.

7.5.3 Medium Canter

This is a pace between working and extended canter. Without hurrying the horse goes forward with clearly lengthened strides and impulsion from the hindquarters. The athlete allows the horse to carry the head a little more in front of the vertical than in the collected and working canter and at the same time allows him to lower the head and neck slightly. The strides should be balanced and unconstrained.

7.5.4 Extended Canter

The horse covers as much ground as possible. Without hurrying, the strides are lengthened to the utmost. The horse remains calm, light and straight as a result of great impulsion from the hindquarters. The athlete allows the horse to lengthen the frame with a controlled poll and to gain ground. The whole movement should be well balanced and the transitions to collected canter should be smoothly executed by taking more weight on the hindquarters.

7.5.5 Lengthening of Strides

In the national (EA) Novice tests and the test for four-year-old horses "lengthening of strides" is required. This is a variation between the working and medium canter in which a horse's training is not developed enough for medium canter.

7.5.6 Counter-Canter

The counter-canter is a balancing and straightening movement that must be executed in collection. The horse canters in correct sequence with the outside foreleg leading with positioning to the side of the leading leg. The foreleg should be aligned to the same track as the hindleg.

7.5.7 Simple Change of Leg at the Canter

This is a movement in which, after a direct transition out of the canter into a walk, with three to five clearly defined walk steps, a transition is made into the other canter lead.

7.5.8 Flying Change of Leg

The aim of the flying changes is to show the reaction, sensitivity and obedience of the horse to the aids for the change of leg.

The flying change is performed in one stride with the front and hind legs changing at the same moment. The change of the leading front leg and hind leg takes place during the moment of suspension. The aids should be precise and unobtrusive.

Flying changes of leg can also be executed in series, for instance at every 4th, 3rd, 2nd or at every stride. The horse, even in the series, remains light, calm and straight with lively impulsion, maintaining the same rhythm and balance throughout the series concerned. In order not to restrict or restrain the lightness and fluency and groundcover of the flying changes of leg in series, enough impulsion must be maintained.

7.6 The Rein-Back

- the rein-back is a rearward diagonal movement with a two-beat rhythm but without a moment of suspension.
- each diagonal pair of legs is raised and returned to the ground alternatively, with the forelegs aligned on the same track as the hindlegs
- during the entire exercise, the horse, should remain "on the bit", maintaining its desire to move forward
- anticipation or precipitation of the movement, resistance to or evasion of the contact, deviation of the hindquarters from the straight line, spreading or inactive hind legs and dragging forefeet are serious faults
- the steps are counted as each foreleg moves back
- after completing the required number of steps backward, the horse should show a square halt, or move forward in the required pace immediately
- in tests where a rein back of one horse's length is required, it should be executed with three or four steps
- rein back series (Schaukel or see-saw) is a combination of two rein-backs with walk steps in between. It should be executed with fluent transitions and the required number of steps

7.7 The Transitions

The changes of pace and variations within the paces should be exactly performed at the prescribed marker. The cadence (except in walk) should be maintained up to the moment when the pace or movement is changed or the horse halts. Transitions within the pace must be clearly defined whilst maintaining the same rhythm and cadence throughout. The horse should remain light in hand, calm and maintain a correct position. The same applies to transitions from one movement to another, for instance from the passage to the piaffe and vice-versa.

7.8 The Half-Halts

Every movement or transition should be invisibly prepared by barely perceptible half-halts. The half-halt is an almost simultaneous, coordinated action of the seat, the legs and the hand of the athlete, with the object of increasing the attention and balance of the horse before the execution of the movements or transitions to lower and higher paces. In shifting slightly more weight onto the horse's hindquarters, the engagement of the hind legs and the balance on the haunches are improved for the benefit of the lightness of the forehand and the horse's balance as a whole.

7.9 Changes of Directions

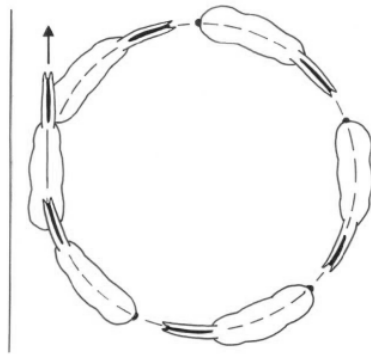
- at changes of direction, the horse should adjust the bend of its body to the curvature of the line it follows, remaining supple and following the indications of the athlete, without any resistance or change of pace, rhythm or speed
 - changes of direction can be executed in the following ways:
 - ❖ right angle turns including riding through the corner (one quarter of a volte of approx 6m diameter)
 - ❖ short and long diagonal
 - ❖ half-voltes and half-circles, with changes of rein
 - ❖ half-pirouettes and turn on the haunches
 - ❖ serpentine loops
 - ❖ counter changes of hand in zigzag*. The horse should be straight for a moment before changing direction
- * Zigzag: A movement containing more than two half-passes with changes of direction

7.10 Figures

The figures asked in Dressage tests are the voltes, serpentines and the figures of eight.

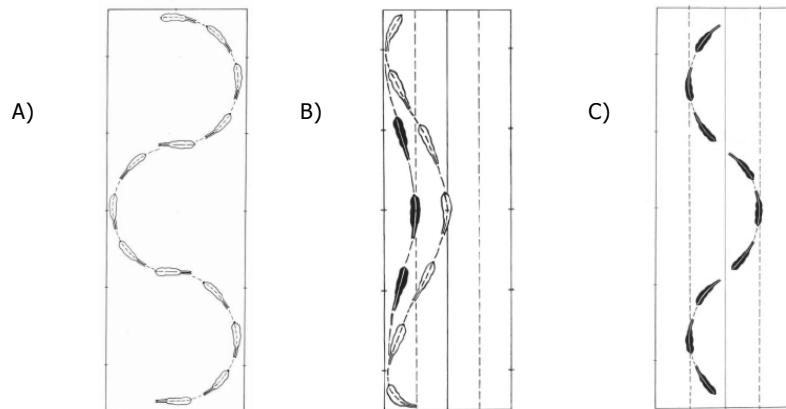
7.10.1 Volte

The Volte is a circle of 6, 8 or 10 metres diameter. If larger than 10 metres it is a circle.



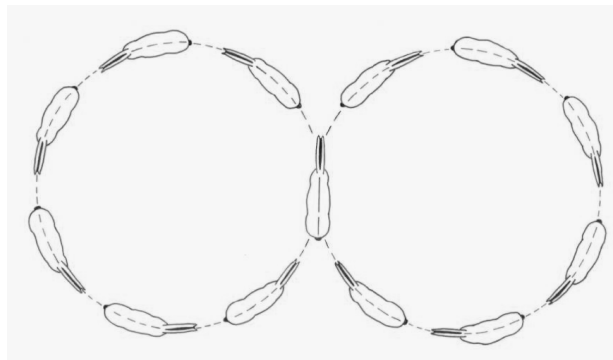
7.10.2 Serpentine

The serpentine with several loops touching the long side of the arena consists of half-circles connected by a straight line. When crossing the centre line the horse should be parallel to the short side (a). Depending on the size of the half-circles the straight connection varies in length. Serpentines with one loop on the long side of the arena are executed with a 5m or 10m distance from the track (b). Serpentine around the centre line are executed between the quarter lines (c).



7.10.3 Figure of Eight

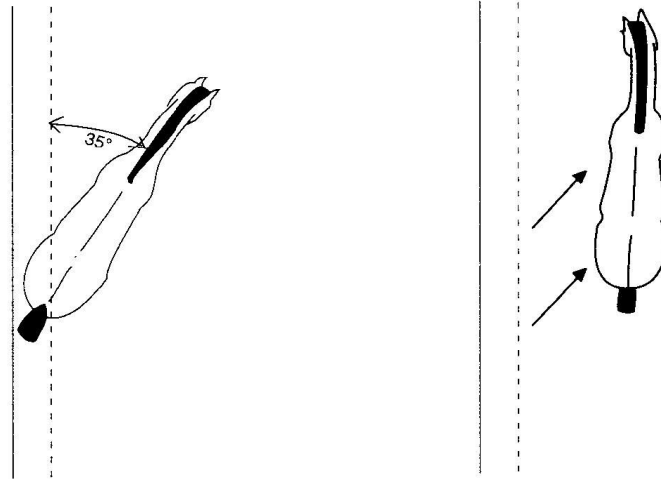
This figure consists of two voltes or circles of equal size as prescribed in the test, joined at the centre of the eight. The athlete should make his horse straight an instant before changing direction at the centre of the figure.



7.11 Leg-Yielding

- the aim of leg-yielding is to demonstrate the suppleness and lateral responsiveness of the horse.
- the exercise is performed in working trot
- the horse is almost straight, except for a slight flexion at the poll away from the direction in which it moves, so that the athlete is just able to see the eyebrow and nostril on the inside
- the inside legs pass and cross in front of the outside legs
- leg-yielding should be included in the training of the horse before it is ready for collected work. Later on, together with the more advanced shoulder-in movement, it is the best means of making a horse supple, loose and unconstrained for the benefit of the freedom, elasticity and regularity of its paces and the harmony, lightness and ease of its movements.
- leg-yielding can be performed "on the diagonal", in which case the horse should be as nearly as possible parallel to the long sides of the arena, although the forehand should be slightly in advance of the hindquarters. It can also be performed "along the wall", in which case the horse should be at an

angle of about 35 degrees to the direction in which he is moving (see illustration 5).



Leg yielding along the wall

Leg yielding on the diagonal

7.12 The Lateral Movements

- the main aim of lateral movements (except leg-yielding) is to develop and increase the engagement of the hindquarters and thereby also the collection
- in all lateral movements – shoulder-in, travers, renvers, half-pass – the horse is slightly bent and moves with the forehand and the quarters on different tracks
- the bend or flexion must never be exaggerated so that it impairs the rhythm, the balance and fluency of the movement
- in the lateral movements, the pace should remain free and regular, maintaining a constant impulsion, yet it must be supple, cadenced and balanced. The impulsion is often lost because of the athlete's preoccupation with bending the horse and pushing it sideways

7.12.1 Shoulder-In

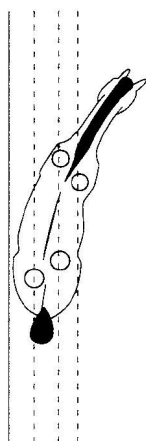
The exercise is performed in collected trot. The horse is ridden with a slight but uniform bend around the inside leg of the athlete maintaining engagement and cadence at a constant angle of approximately 30 degrees. The horse's inside foreleg passes and crosses in front of the outside foreleg; the inside hind leg steps forward under the horse's body weight following the same track of the outside fore leg, with the lowering of the inside hip. The horse is bent away from the direction from which it is moving (see illustration 1).

7.12.2 Travers

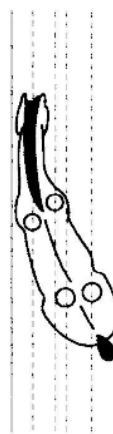
The aim of the travers is to show a fluent collected trot movement on a straight line and a correct bend. Front and hind legs are crossing, balance and cadence are maintained.

This exercise can be performed in collected trot or collected canter. The horse is slightly bent around the inside leg of the athlete but with a greater degree of bend than in shoulder-in. A constant angle of approximately 35 degrees should be shown (from the front and from behind one sees four tracks). The forehand remains on the track and the quarters are moved inwards. The horse's outside legs pass and cross in front of the inside legs. The horse is bent in the direction in which he is moving.

To start the travers, the quarters must leave the track or, after a corner or circle, are not brought back onto the track. At the end of the travers, the quarters are brought back on the track (without any counter-flexion of the poll/neck) as one would finish a circle (see illustration 2).



Shoulder in



Travers

7.12.3 Renvers

The aim of renvers is to show a fluent collected trot movement on a straight line with a greater degree of bend than in should-in. fore and hind legs cross, balance and cadence are maintained.

This is the inverse movement in relation to travers. The hindquarters remain on the track while the forehand is moved inward. To finish the renvers the forehand is aligned with the quarters on the track. Otherwise, the same principles and conditions that apply to travers are applicable as at renvers (see illustration 3).

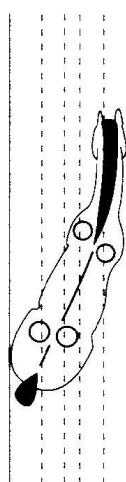
The horse is slightly bent around the leg of the athlete. The horse's outside legs pass and cross in front of the inside legs. The horse is bent in the direction in whilst it is moving. (see illustration 3).

7.12.4 Half-Pass

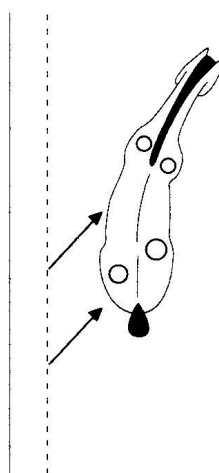
The aim of half-pass in trot is to show a fluent collected trot movement on a diagonal line with a greater degree of bend than in shoulder-in. Fore and hind legs cross, balance and cadence are maintained.

The aim of half-pass in canter is to both demonstrate and develop the collection and suppleness of the canter by moving fluently forwards and sideways without any loss of rhythm, balance or softness and submission to the bend.

This is a variation of travers, executed on a diagonal line instead of along the wall. It can be performed in collected trot or collected canter. The horse should be slightly bent in the direction in which it is moving and bent around the inside leg of the athlete. The horse should maintain the same cadence throughout the whole movement. In order to give more freedom and mobility to the shoulders, it is of great importance that the impulsion is maintained, especially the engagement of the inside hind leg. The horse's body is nearly parallel to the long side of the arena with the forehand slightly in advance of the hindquarters.



Renvers



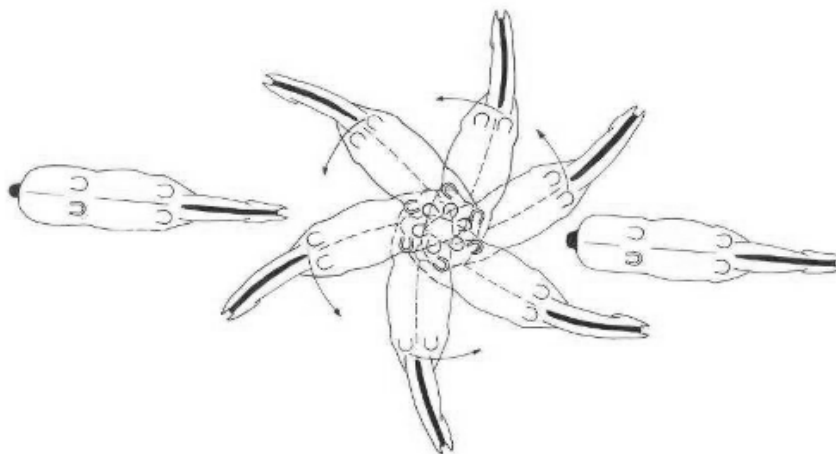
Half-Pass

7.13 The Pirouette, the Half-Pirouette and Turn on the Haunches

7.13.1 Pirouette / Half-Pirouette

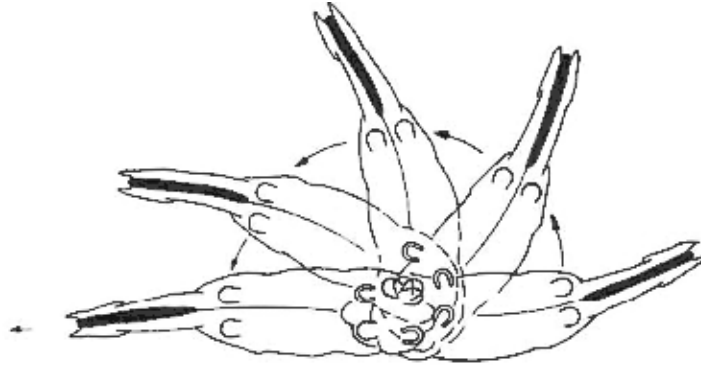
Aim of the pirouette and half-pirouette in canter is to demonstrate the willingness of the horse to turn around the inside hind leg on a small radius, slightly bent in the direction of the turn while maintaining the activity and the clarity of the canter, the straightness and the balance before and after the figure and clear canter strides during the turn. In the pirouette or half-pirouette in canter, the judges should be able to recognise a real canter stride although the feet of the diagonal – inside hind leg, outside front leg – are not touching the ground simultaneously.

- the pirouette is a turn of 360 degrees/180 degrees executed on two tracks, with a radius equal to the length of the horse and the forehand moving round the haunches
- pirouettes/half-pirouettes are usually carried out at collected walk or canter but can also be executed at piaffe
- at the pirouette/half-pirouette the forefeet and outside hind foot move round the inside hind foot. The inside hind leg describes a circle as small as possible
- at whatever pace the pirouette/half-pirouette is executed, the horse, slightly bent in the direction in which he is turning, remaining "on the bit" with a light contact, turning smoothly around, maintaining sequence and timing of foot-falls of that pace. The poll stays the highest point during the entire movement
- during pirouettes/half-pirouettes the horse should maintain its activity (walk also included) and never move backwards or sideways
- in executing the pirouette or the half-pirouette in canter, the athlete should maintain lightness of the horse while accentuating the collection. The hindquarters are well engaged and lowered and show a good flexion of the joints. An integral part of the movement is the canter strides before and after the pirouette. The strides should show an increased activity and collection before the pirouette and the balance being maintained at the end of the pirouette
- the quality of pirouettes/half-pirouettes is judged according to the
- suppleness, lightness, cadence and regularity, and the precision and smoothness of the entrance and exit. Pirouettes/half-pirouettes at canter should be executed in 6 to 8 strides (full pirouette) and 3 to 4 strides (half-pirouette).



7.13.2 Half-pirouette in Walk (180 degrees)

The half-pirouettes in walk (180 degrees) are executed out of collected walk with the collection being maintained throughout the exercise. When the horse exits the half-pirouette it returns to the initial track without crossing the hind legs.



7.13.3 Turn on the Haunches from Walk (180 degrees)

For younger horses that are still not able to show collected walk the 'turn on the haunches' is an exercise to prepare the horse for collection. The "turn on the haunches" is executed out of medium walk prepared by half halts to shorten the steps a little to improve the ability to bend the joints of the hindquarters. The horse does not halt before or after the turn. The "turn on the haunches" can be executed on a larger radius (approx 0.5m) than the pirouette in walk, but the demands of the training scale concerning rhythm, contact, activity and straightness are the same.

7.13.4 Turn on the Haunches from Halt to Halt (180 degrees)

To maintain the forward tendency of the movement, 1 or 2 forward steps at the beginning of the turn are permitted. The same criteria apply as for the turn on the haunches from walk.

7.14 The Passage

The aim of passage is to demonstrate the highest degree of collection, cadence and suppleness in the trot.

- passage is a measured, very collected, elevated and cadenced trot. It is characterised by a pronounced engagement of the hindquarters, a more accentuated flexion of the knees and hocks, and the graceful elasticity of the movement. Each diagonal pair of feet is raised and returned to the ground alternately, with cadence and a prolonged suspension
- in principle, the height of the toe of the raised foreleg should be level with the middle of the cannon bone of the other foreleg. The toe of the raised hind leg should be slightly above the fetlock joint of the other hind leg
- the neck should be raised and gracefully arched with the poll as the highest point and the nose line close to the vertical. The horse should remain light, and soft "on the bit" without altering the cadence. The impulsion remains lively and pronounced
- irregular steps with the hind or front legs, swinging the forehand or the hindquarters from one side to the other as well as jerky movements of the forelegs or the hind legs or dragging the hind legs or double beat in the moment of suspension are serious faults

7.15 The Piaffe

The aim of piaffe is to demonstrate the highest degree of collection while giving the impression of remaining in place.

- piaffe is a highly collected, cadenced, elevated diagonal movement giving the impression of remaining in place. The horse's back is supple and elastic. The hindquarters are lowered; the haunches with active hocks are well engaged, giving great freedom, lightness and mobility to the shoulders and forehand. Each diagonal pair of legs is raised and returned to the ground alternately, with spring and an even cadence
- in principle, the height of the toe of the raised foreleg should be level with the middle of the cannon bone of the other supporting foreleg. The toe of the raised hind leg should reach just above the fetlock joint of the other supporting hind leg
- the neck should be raised and gracefully arched, with the poll as the highest point. The horse should remain "on the bit" with a supple poll, maintaining a contact. The body of the horse should move in a supple, cadenced and harmonious movement
- piaffe must always be animated by a lively impulsion and characterised by perfect balance. While giving the impression of remaining in place there may be a visible inclination to advance, this being displayed by the horse's eager acceptance to move forward as soon as it is asked
- moving even slightly backwards, irregular or jerky steps with the hind or front legs, no clear diagonal steps, crossing either the fore or hind legs or swinging either the forehand or the hindquarters from

one side to the other, getting wide behind or in front, moving too much forward or double-beat rhythm are **all** serious faults

7.16 The Impulsion/The Submission

7.16.1 Impulsion

- impulsion is the term used to describe the transmission of an eager and energetic, yet controlled, propulsive energy generated from the hindquarters into the athletic movement of the horse. Its ultimate expression can be shown only through the horse's soft and swinging back by gentle contact with the athlete's hand
- speed, of itself, has little to do with impulsion; the result is more often a flattening of the paces. A visible characteristic is a more pronounced articulation of the hind leg, in a continuous rather than staccato action. The hock, as the hind foot leaves the ground, should first move forward rather than being pulled upwards, but certainly not backwards
- a prime ingredient of impulsion is the time the horse spends in the air rather than on the ground. Impulsion is, therefore, seen only in those paces that have a period of suspension
- impulsion is a precondition for a good collection in trot and canter
- if there is no impulsion, then there is nothing to collect

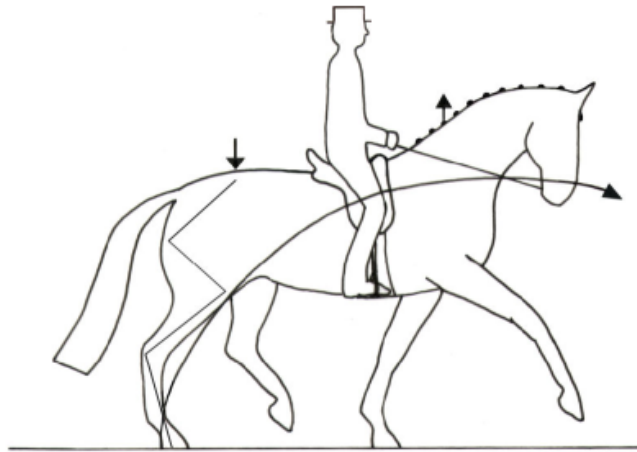
7.16.2 Submission

- submission does not mean subordination, but an obedience revealing its presence by a constant attention, willingness and confidence in the whole behaviour of the horse as well as by the harmony, lightness and ease he is displaying in the execution of the different movements
- the degree of submission is also demonstrated by the way the horse accepts the bit with light and soft contact and a supple poll. Resistance to or evasion of the athlete's hand being either "above the bit" or "behind the bit" demonstrate lack of submission. The main contact with the horse's mouth must be through the snaffle bit
- putting out the tongue, keeping it above the bit or drawing it up altogether, as well as grinding the teeth or agitation of the tail, are mostly signs of nervousness, tension or resistance on the part of the horse and must be taken into account by the judges in their marks for the movement concerned as well as the collective mark for "submission"
- the first thought when considering submission is willingness, that the horse understands what is being asked of it and is confident enough in the athlete to react to the aids without fear or tension
- the horse's straightness, uphill tendency and balance enable it to stay in front of the athlete's legs and go forward into an accepting and self-carrying contact with the bit. This is what really produces the picture of harmony and lightness
- fulfilling the main requirements/movements of a Dressage test is **the** main criterion **for** submission

7.17 The Collection

- the aim of the collection of the horse is to:
 - ❖ further develop and improve the balance and equilibrium of the horse, which has been more or less displaced by the additional weight of the athlete
 - ❖ develop and increase the horse's ability to lower and engage its hindquarters for the benefit of the lightness and mobility of its forehand
 - ❖ add to the "ease and carriage" of the horse and to make him more pleasurable to ride
- collection is developed through the use of half-halts and the use of lateral movements shoulder-in, travers, renvers and half-pass
- collection is improved and achieved by the use the seat and legs and containing hands to engage the hind legs. The joints bend and are supple so that the hind legs can step forward under the horse's body
- however, the hind legs should not be engaged too far forward under the horse, that they shorten the base of support excessively, thereby impeding the movement. In such a case, the line of the back would be lengthened and raised too much, in relation to the supporting base of the legs, the stability would be impaired and the horse would have difficulty in finding a harmonious and correct balance
- on the other hand, a horse with an over-long base of support, which is unable or unwilling to engage its hind legs forward under its body, will never achieve acceptable collection, characterised by "ease and carriage" as well as a lively impulsion, originating from the activity of the hindquarters
- the position of the head and neck of a horse at the collected paces is naturally dependent on the stage of training and, to some degree, on its conformation. It is distinguished by the neck being raised without restraint, forming a harmonious curve from the withers to the poll, being the highest point, with the nose slightly in front of the vertical

- at the moment the athlete applies his aids to obtain a momentary and passing collecting effect, the head may become more or less vertical
- the arch of the neck is directly related to the degree of collection



7.18 The Position and Aids of the Athlete

- all the movements should be obtained with imperceptible aids and without apparent effort of the athlete. The athlete should be well balanced, elastic, sitting deep in the centre of the saddle, smoothly absorbing the movement of the horse with his loins and hips, supple thighs with the legs steady and stretched well down. The heels should be the lowest point. The upper part of the body should be tall and supple. The contact should be independent from the athlete's seat. The hands should be carried steadily close together, with the thumb as the highest point and a straight line from the supple elbow through the hand to the horse's mouth. The elbows should be close to the body. All of these criteria enable the athlete to follow the movements of the horse smoothly and freely
- the effectiveness of the athlete's aids determine the precise fulfilment of the required movements of the tests
- there shall always be the impression of harmonious cooperation between horse and athlete
- riding with both hands is obligatory in tests
- riding with reins in one hand is however permitted in the Freestyle Tests
- when leaving the arena at a walk on a long rein, after having finished the test, the athlete may, at his own discretion, ride with only one hand

7.18.1 Use of Voice

The use of the voice or clicking the tongue repeatedly is a serious fault, involving the deduction of at least 2 marks from those that would otherwise have been awarded for the movement.

This page has been left intentionally blank

Section 8 – Australian/State Dressage Championships and FEI-Sanctioned Events

AUSTRALIAN DRESSAGE CHAMPIONSHIPS

8.1 Administration

- the draft schedule must be submitted to the ADC for approval at least six (6) months prior to the event
- there must be two competitions only at each level from Elementary to Advanced (inclusive)
- all levels of FEI competitions must be included
- other levels and tests may also be included (particularly Novice and Freestyles)
- a maximum of 35 horses may start in any competition up to Intermediate I
- the number of entries allowed per competition must not be set at less than 30, excluding Freestyles
- competitions must not be run in divisions, but reserve lists based on ranking may be established
- the closing date of entries must be not more than 6 weeks and not less than 4 weeks before the start of the Championships
- there must be a timed draw made available to competitors
 - ❖ for EA competitions - at least 24 hours before the competition commences
 - ❖ for FEI-sanctioned competitions – as required under FEI rules
- the competitors state of origin must be included in the programme and draw

8.2 Conditions of Entry

- horses must exceed 149 cm with shoes or 148cm without shoes
- the qualifying period is the 12 months immediately prior to the close of entries
- horses must qualify at the level they are entering with one score as follows:
 - ❖ for Novice and Elementary – at least 65%
 - ❖ for Medium and Advanced – at least 60%
 - ❖ at FEI level – at least 55%
 - ❖ one HC result in an Official competition will count as a qualification
 - ❖ horses ranking for balloting will be based on the average of their qualifying percentages at each level
 - ❖ balloting will take place based on the average of the three best performances at each level where three performances will take precedence over two performances etc
 - ❖ in exceptional circumstances, consideration may be given for a horse that has two high qualifying scores to be ranked above horses with three lower scores on approval by the ADC
 - ❖ Eventing Dressage is not considered as a qualification
 - ❖ horses may only enter two consecutive levels
- no horse may take part with more than one rider in an Australian Championship, unless a derby or special competition requires a change of rider. In this case, a specified time will be allotted to the rider for warming-up
- **in exceptional circumstances, consideration may be given for a horse that has two high qualifying scores to be ranked above horses with three lower scores on approval of the ADC**

8.3 Competition Conditions

- no test may be commanded
- during the four days preceding the first day of competition of the event as well as for the duration of the whole event, horses entered in the Championship may only be ridden and schooled by the rider competing on that horse
- a groom mounted in the saddle may walk the horse on a long rein only
- lungeing or work in-hand by someone other than the nominated rider is permitted
- the Grand Prix Special and Grand Prix Freestyle are limited to combinations that have achieved at least 55% in the Grand Prix competition

8.4 Withdrawals

- no competitor shall withdraw from a competition within eight hours of its commencement without the permission of the OC
- a written statement giving reasons for any withdrawal must be handed to the Secretary of the Event prior to the commencement of the competition
- penalty for non-compliance is a maximum fine of \$AUD200
- horses withdrawn may be subject to a veterinary inspection

8.5 Other Requirements

- competitors must notify their State Branch of their intention to compete at the Australian Championships as follows
 - ❖ advising the levels they have entered
 - ❖ notify their State Branch immediately of any change to their plans
- two places in each competition (**excluding Freestyles**) are reserved at the Australian Championships for the highest qualified combinations from each State provided that the horse/rider have been approved/nominated by the State Branch
- in the event of a withdrawal of a State combination accepted under this rule the OC must fill the vacancy with an entry from that State
- the remainder of the available spaces to be filled by taking the horses in order from the ranked list

8.6 Teams

Team entries must be made by State Branches before the closing date of entries.

8.6.1 State Teams Competitions

- two State Teams Competitions must be held
 - ❖ Elementary, Medium and Advanced level
 - ❖ Prix St Georges, Intermediate I and Intermediate II level
- declaration of the team must be made in writing to the OC by the relevant Chefs d'Equipe by 5.00pm the day before the start of the event
- the team test will be the highest test at the relevant level
- a team shall consist of three horses and three riders that are resident and members of that state
- a horse may only compete in one team
- only one team per State in each category
- in the case of accident or illness, a nominated individual rider and/or horse, which have been declared as a starter, may be substituted for one of the team member riders and/or horses up to one hour before the start of the relevant competition
 - ❖ if the withdrawal is caused by the illness of the rider they may take no further part on any horse in the event
 - ❖ if the withdrawal is based on veterinary advice the horse may take no further part in the event
 - ❖ in the latter case the nominated rider is permitted to fulfill other riding engagements on other horses
- the rider and/or horse that has had to withdraw, may not then start as an individual entry from the time of withdrawal for the remainder of the event
- the winning team is the one having the highest total score, the second is the one with the next highest total score, and so on
- in case of equality of marks, the winning team is the one where the lowest level competitor has the best result
- where there are insufficient entries to enable a State Team to be entered the smaller states may combine to enter a mixed state team

8.6.2 Open Teams Competitions

Individual entries must be made by competitors before the closing date of entries.

- an open teams competition may be included in the schedule for the Australian Championships, but must be separate from the State Teams competition
- an Open Teams competition must be run at the same levels as the State team competitions
- declaration of team must be made in writing to the OC by a designated team member by 5pm on the day before the start of the event
- the team test will be the highest test at the relevant level
- the following criteria will apply:
 - ❖ riders may compete in more than one open team
 - ❖ horses may not compete in more than one open team
 - ❖ a combination which forms part of a State team may compete also in an open team competition
 - ❖ open teams may comprise horses and riders from any State(s)
- the winning team is the one having the highest total score, the second is the one with the next highest total score, and so on
- in case of equality of marks, the winning team is the one whose lowest level competitor has the highest percentage over both tests

8.7 Officials

8.7.1 Chefs d'Equipe

- a State who is represented by two or more competitors at an Australian Championship, must appoint a Chef d'Equipe
- the Chef d'Equipe is responsible for all the competitors and horses entered for that State
- protests may only be lodged by the relevant Chef d'Equipe
- refer to Section 4 for further information on the role

8.7.2 Judges

- must include at least six from overseas or interstate
- Australian judges must be of at least C level
- overseas judges must be on the official dressage judges list of the country in which they are domiciled
- there must be at least three judges for each competition
 - ❖ for National competitions no more than two judges are to come from one State
 - ❖ for FEI level competitions judges must come from at least three different States
 - ❖ wherever possible different judging combinations should be used for each competition
 - ❖ wherever possible avoid the use of the same judges for consecutive levels
- accommodation and travelling expenses must be paid for all judges not domiciled in the host State, unless there is some special arrangement
- a reserve judge who is capable of judging FEI tests must be available at the venue each day

8.7.3 Appeal Committee

An Appeal Committee consisting of a President and two or four members must be appointed to make decisions outside the jurisdiction of the Ground Jury. Refer Section 4.

8.7.4 Technical Delegate

A TD will be appointed by the ADC to approve all administrative arrangements for the event from the time of appointment to the end of the event.

- it is recommended that the TD be a resident of Australia
- the TD may be a member of the Ground Jury
- refer to Section 4 for further information on the role

8.7.5 Organising Committee Report

A written report must be submitted by the OC to the first meeting of the ADC after the conclusion of the Championships.

8.8 Horse Inspections and Swabbing

- all such inspections will be conducted in accordance with Article 1011 of the Veterinary Regulations and Annex 1 of the FEI Dressage Rule Book
- horse inspections will be held for ~~Intermediate II~~ and Grand Prix horses at Australian Championships
- horses in the Australian Finals of International competitions will also be required to undergo horse inspection
- random swabbing must be conducted in accordance with the EA National Medication Control Policy
- three swabs, at least, must be taken at national events

8.9 Presentations and Awards

- championships are to be decided on points system
- all competing horses will be ranked on the combined results of tests at each level
- the first placed horses will get 30 points, second will get 29 points, third will get 28 points and so on to the last placed horse
- where there are equal places full points for the place are awarded as follows:
 - ❖ first placed horses will be allocated 30 points
 - ❖ second will be allocated 29 points
 - ❖ third will be allocated 28 points and so on to the last placed horse
 - ❖ in the event of a tie, the Champion will be the horse with the highest aggregate percentage at that level
 - ❖ in the event of a further tie, the horse with the highest percentage in the higher competition at that level will be deemed the Champion
- the Australian Grand Prix Champion is the combination who achieves the best two scores in either:
 - ❖ the Grand Prix and Grand Prix Freestyle
 - ❖ the Grand Prix and the Grand Prix Special

- in the case of equality, the highest Grand Prix score will determine the champion

8.10 Ground Facilities

- apart from the competition arenas, a full size arena of a similar surface to the competition arena shall be available for warming-up purposes
- stabling for visiting horses must be provided not too far from the competition grounds

8.11 State Dressage Championships, Australian and State Young Rider and Pony Championships

For any type of Australian Championship, the draft schedule must be submitted to the ADC for approval at least six (6) months prior to the event

8.11.1 State Dressage Championships

SDAs are to conduct their State Championships using the same rules as for the Australian Championships detailed above with the following exceptions:

- qualifying percentage to be at the discretion of the SDA
- at least two accredited judges are required to judge each competition
- minimum of 3 judges for FEI competitions
- **NSW, QLD & VIC Championships must have a minimum of 2 interstate judges on the judging panel**
- **NT, SA, TAS & WA Championships – it is strongly recommended that there be a minimum of 2 interstate judges on the judging panel**
- **reserving 2 places in each competition for the highest qualified combinations from each state is at the discretion of the SDA**
- the competitors state of origin must be included in the programme and draw
- it is up to the state to determine if ponies are to be included

8.11.2 Australian and State Young Riders Dressage Championships

Australian and State Young Riders Dressage Championships are in principle to be conducted using the same rules as for the above Australian championships with the following exceptions:

- qualifying performances to be determined by the ADC or SDA as applicable
- **Australian YR Championships - two places in each competition (excluding Freestyles) are reserved for the highest qualified combinations from each State**
- **State YR Championships - reserving 2 places in each competition for the highest qualified combinations from each state is at the discretion of the SDA**
- at least two accredited judges are required to judge each competition
- Young Rider Championships are restricted and do not attract grading points
- minimum of 3 judges for FEI competitions
- **NSW, QLD & VIC Championships must have a minimum of 2 interstate judges on the judging panel**
- **NT, SA, TAS & WA Championships – it is strongly recommended that there be a minimum of 2 interstate judges on the judging panel**
- the competitors state of origin must be included in the programme and draw
- it is up to the state to determine if ponies are to be included
- all horses and/ponies must hold EA registration

8.11.3 Australian and State Pony Dressage Championships

Australian and State Pony Dressage Championships are in principle to be conducted using the same rules as for the above Australian championships with the following exceptions:

- qualifying performances to be determined by the ADC or SDA as applicable
- at least two accredited judges are required to judge each competition
- Pony Championships are restricted and do not attract grading points
- if FEI Pony Tests are included they are restricted to the FEI ages 12-16
- minimum of 3 judges for FEI competitions
- **Australian Pony Championships - two places in each competition (excluding Freestyles) are reserved for the highest qualified combinations from each State**
- **State Pony championships – reserving 2 places in each competition for the highest qualified combinations from each state is at the discretion of the SDA**
- **NSW, QLD & VIC Championships must have a minimum of 2 interstate judges on the judging panel**
- **NT, SA, TAS & WA Championships – it is strongly recommended that there be a minimum of 2 interstate judges on the judging panel**

- the competitors state of origin must be included in the programme and draw

8.12 Australian Prix St George Challenge

The PSG challenge is promotional competition to show case our up and coming FEI horses. The PSG Challenge Final will be held in conjunction with the Australian Dressage Championships each year.

8.12.1 Conditions

- horse must be registered with EA and hold a current performance card
- riders and owners must be financial members of the EA
- horses must exceed 149cm with shoes or 148cm without shoes
- horses may enter qualifying competitions once they have turned 7 years of age (1 August for Southern Hemisphere horses, 1 January for Northern Hemisphere horses)
- horses must be 10 years or under during the qualifying period
- all Official PSG competitions are considered to be qualifying competitions wherever held in Australia providing:
 - ❖ there are at least 2 judges, one of whom must be an A level judge
 - ❖ it is recommended that there be 3 judges where possible
 - ❖ if 3 judges then at least one must be A level or above, the other two may be B level
- the qualifying period is from the closing date of entries for the Australian Dressage Championships up to and including the next closing date of entries for the Australian Dressage Championships (e.g. 16/9/10 to 15/9/11)
- riders will be required to nominate for the PSG Challenge Final at the time of entering the Australian Dressage Championships
- horses must qualify by submitting 3 qualifying scores of 60% or better gained during the qualifying period
- the 12 highest ranked horses will be eligible to compete in the Final
- the Ground Jury of the Final:
 - ❖ may consist of 5 or 3 members
 - ❖ must include at least two foreign FEI judges from different countries
 - ❖ other members of the Ground Jury must be at least A level
- at their discretion the Selectors, with ADC approval, may invite a maximum of two Wild Card entries to also compete in the Final

FEI-SANCTIONED COMPETITIONS

Refer FEI Dressage Rules and FEI World Cup Rules www.fei.org in conjunction with the rules for FEI World Cup™ Dressage.

Rules for the Pacific League (Australia and New Zealand) available at www.equestrian.org.au

8.13 Australian Competitors Overseas

8.13.1 Competitor's Licences

- riders competing abroad must hold a current Competitor's Licence
- application for a Competitor's Licence must be made by the rider direct to the EA National Office, accompanied by the relevant fee
- a Competitor's Licence is only issued for one year at a time

8.13.2 Rider Qualification

- to gain support from EA in requesting entries for Grand Prix competitions at CDIs overseas, riders are required to produce proof of recently gaining 60% in two Grand Prix tests in National competitions (in Australia or overseas)
- to gain endorsement for CDI5* events, riders are required to produce proof of gaining at least 62% (in the Grand Prix) at two CDI competitions
- for Young Riders, Juniors or Ponies to gain support from EA to compete at CDIs overseas riders are required to produce proof of recently gaining at least 60% or better in two National competitions (in Australia or overseas) at the level they wish to compete in at the CDI
- in exceptional circumstances the Selectors have discretion to waive the above. Any such decisions being considered are to be discussed with the Chair of the ADC

This page has been intentionally left blank

Section 9 - National Officiating Accreditation Scheme for Dressage Judges in Australia

These NOAS rules cover the ongoing education of EA members wishing to become accredited dressage judges; the training and examination required to attain accreditation; and the procedures required to remain accredited.

These NOAS rules refer to various rules and sections in the EA Dressage Rules. All Judges **must** own a copy of the EA Dressage Rules.

In 2005 the Australian Sports Commission approved EA's first National Officials Accreditation Scheme (NOAS) course which was for Judges in the sport of Dressage. The scheme was introduced in 2006 and is based on:

- a syllabus approved by the Australian Sports Commission
- workbooks supplied to candidates who have indicated in writing to the SDA their intention to train towards accreditation or to upgrade from one level to another. Workbooks are only available from EA National Office upon official request by the SDA

Any variation or dispensation from the following rules must be referred to the Australian Dressage Judges Committee through the ADC for consideration.

9.1 Code of Conduct for Accredited Dressage Judges

Accredited Dressage Judges must adhere to the 'The EA Code of Conduct for Officials' and 'The EA General Code of Conduct' and the EA Member Protection Policy. The FEI Code of Conduct for the Welfare of the Horse applies to all EA and FEI activities. Codes of Conduct and EA Sport Rules and By-laws are available at www.equestrian.org.au

For complaints in relation to violation of any EA Code of Conduct, refer to the EA Dressage Rule 1.4 and EA General Regulations, articles 163-165

9.1.1 Dressage Judges Protocol

- have an open and friendly attitude towards all competitors while being careful not to show familiarity towards those competing
- be aware that judges are responsible for setting and maintaining the image and standards of dressage both in the competition arena and away from it and that, as an ambassador for dressage, they should conduct themselves with dignity, honesty and good manners, especially in difficult situations
- treat requests from competitors to explain their decisions as an opportunity to assist the competitor to improve their performance
- honour a commitment to judge and if unforeseen circumstances prevent this, endeavour to help the organisers to find a replacement
- maintain an objective and fair mind towards all competitors which includes:
 - ❖ not taking into account knowledge of riders, horses or past performances
 - ❖ guarding against conflicts of interest and avoiding judging in situations where they have a close personal/professional relationship with a competitor or owner
- ensure to the best of their ability the same conditions apply to all competitors
- know and understand the scale of marks and ensure that their comments and marks are related
- maintain the same standard for all competitors in a competition and all events
- possession of a current Dressage Rule Book together with any amendments
- know the rules and be prepared to coordinate their personal opinion with the principles of the FEI and EA
- have thorough knowledge of correct training of the dressage horse as per the training scale and understand the requirements of the test they are to judge

9.2 Australian Dressage Judges Committee (ADJC)

The ADJC reports directly to the ADC of EA. The role of the ADJC is to:

- oversee and recommend National policies on education and accreditation of judges
- recommend to the ADC changes to rules and procedures as necessary
- deal with judging matters referred to it from time to time by SDAs or the ADC
- approve and coordinate in conjunction with the ADC and SDAs the conduct of examination for upgrading to National A-Level
- make recommendations to the ADC regarding upgrading of National A level judges to FEI3* and of FEI3* to FEI4* International Judge level

9.3 State Dressage Authority (SDA)

SDAs are the State Dressage Committees of EA unless otherwise specified. The SDAs are responsible for all matters relating to the day-to-day running of the sport, and training and accrediting of judges in accordance with the NOAS workbooks and the EA Dressage Rules. These matters may be delegated by the SDA to a State Judges Committee (SJC) but responsibility for these matters ultimately rests with the SDA. However, the SJC may, when necessary or appropriate, refer issues to the ADJC. On these occasions SDAs must be kept informed.

SDAs must ensure that accreditation courses and assessments are conducted by presenters and assessors as per rule 10.

9.4 Judge Accreditation

Accredited judges may act as a member of a Ground Jury at events or competitions in Australia. Refer to the table at rule 29 for more details.

The National levels are:

- A-Level – accredited to judge up to and including Grand Prix level
- B-Level – accredited to judge up to and including Intermediate I level
- C-Level – accredited to judge up to and including Advanced level
- D-Level – accredited to judge up to and including Medium level
- E-Level – accredited to judge up to and including Elementary level
- F-Level – accredited to judge up to and including Novice level
- H-Level – authorised to judge up to and including Associate Novice level

Every second year all Dressage Judges are required to re-accredit with the EA National Office using the reaccreditation form **and complete an Open Rule Book Test (ORBT)**. Once a judge has reaccredited with the EA National Office, they will appear on the National Judges list and can be found in the Officials Search on the EA web site www.equestrian.org.au

9.5 National Officiating Accreditation Scheme (NOAS) is based on:

- workbooks created from EA's ASC-approved NOAS Dressage Judge syllabus
- assessment activities which include:
 - ❖ shadow judging
 - ❖ written theory paper
 - ❖ practical judging exam
 - ❖ sport-specific and generic officiating information
- **mentoring is recommended as an educational activity**

9.6 Upgrading Judges

All members seeking to **upgrade** must apply to do so in writing through their respective SDA. **Applications will be invited by the SDA/SJC on an annual basis in January each year.**

9.7 EA Young Horse Judges and Accreditation

- specific Young Horse seminars for Young Horse Judges **are to be** conducted by **two Young Horse Judge Educators approved** by the ADJC
- Young Horse exams will be conducted by **two Young Horse Judge Educators appointed** by the ADJC
- judges must be of at least C level to be eligible to become a Young Horse judge
- **Young Horse Judges are required to attend a Young Horse seminar at least every 3 years to maintain their accreditation**
- **Young Horse seminars and exams are to be conducted by the relevant SDA on approval by the ADJC**

9.8 **Fast Track for FEI level riders and/or Level 2 Dressage Coaches seeking to become a dressage judge**

9.8.1 **To enter the fast track scheme applicants must be:**

- FEI riders who have obtained an overall average of 62% or better on 3 occasions in Official Prix St Georges or Intermediate I – performance to have been gained in the past 8 years; or
- FEI riders who have obtained an overall average of 60% or better on 3 occasions in Official Intermediate II or Official Grand Prix – performances to have been gained in the past 8 years; or
- EA NCAS Level 2 or level 3 Specialist Dressage Coaches; or

- FEI riders who have been selected in an Australian Dressage Olympic Games or World Equestrian Games Dressage Team
- The above riders are eligible to fast track to either E level (Elementary) or D level (Medium)

9.8.2 To become accredited at E (Elementary) level applicants must:

- be a current EA member
- complete and the H level ORBT with a pass of at least 90%
- attend a seminar that includes E level
- shadow judge one entire Official Elementary competition with a minimum of 25 horses; **or**
- shadow judge 2 entire Elementary competitions where the total number of horses judged overall is 30 or more
- the supervising judge for all shadow judging to be a Judge Educator
- pass the Elementary theory exam
- pass the Elementary practical exam

9.8.3 To become accredited at D (Medium) level:

- be a current EA member
- complete the H level ORBT with a pass of at least 90%
- attend a seminar that includes D level
- shadow judge one entire Official Medium competition with a minimum of 20 horses; **or**
- shadow judge 2 entire Medium competitions where the total number of horses judged overall is 30 or more
- the supervising judge for all shadow judging to be a Judge Educator
- be assessed as competent in the Medium theory exam
- be assessed as competent in the Medium practical exam

Expressions of interest from applicants who meet the above criteria should lodge an application form (can download from the EA website) and forward it to the EA National Office who will then formally advise the relevant JSC.

9.9 Examining Authority

Accreditation examinations are conducted by:

- the ADJC for A & B practical exams
- the SDA in each State for C to F practical exams

These bodies in this context are hereafter referred to as the Examining Authority.

9.10 Judge Educators

In accordance with the NOAS workbook content, Judge Educators are responsible for the conduct and organisation of EA-approved accreditation and reaccreditation seminars, workshops and judge examinations.

Level of Judge Educator	Examination Level
National A	Up to C level inclusive
FEI3* Candidate International	Up to C level inclusive
FEI4* and FEI5* International and 'O'	Up to A level inclusive

9.10.1 Training of Judge Educators

The ADJC, on recommendation from the SDA, will be responsible for appointing Judge Educators. Judge Educators will be reviewed, in consultation with the relevant SDA, every 2 years.

It is expected that Judge Educators remain active and up to date with current education and assessment procedures as well as with technical dressage judging matters.

To become a Judge Educator judges must:

- be an accredited A-Level judge of at least three continuous years active participation in the sport immediately prior to commencing training
- attend and **demonstrate competency at** pass an EA-approved presenters/assessors workshop of at least 1 to 2 days

Note: The appropriate modules of Certificate IV Workplace Education and Training are suitable for this type of training, and practicing teachers may apply for Recognition of Current Competency (RCC)

- on at least two occasions act as an assistant at seminars or workshops and demonstrate their presentation **and communication** skills

- must demonstrate superior knowledge of EA and FEI rules and procedures pertaining to Dressage
- adhere to the principles and execution of movements of EA/FEI rules

9.11 Shadow Judging (See *Appendix A* and also *the appropriate NOAS workbook*)

This is considered a formal educational process and is explained in detail in the workbook for each level. It is compulsory and assessable prerequisite in preparation for upgrading to the next level.

At the completion of each shadow judging session the appropriate NOAS Shadow Judging evaluation form must be completed by the supervising judge with suitable notations. These forms are found in each level of Candidate Workbook and must be retained by the candidate judge when completed. They must be produced at each shadow judging session, so the supervising judge can assess the ongoing training. Rule 26 details the number of competitions that must be shadow judged.

For privacy of competitors, shadow judging test sheets are to be destroyed once they have been discussed by the candidate and supervising judge.

It is the responsibility of the Judge Educator/Mentor to give honest assessment of the candidate's progress in preparation for the practical examination.

9.11.1 Who can Supervise Shadow Judging?

Supervision of shadow judging for accreditation purposes can only be carried out by an ADJC appointed Judge Educator or Mentor, or a visiting FEI Judge who must be endorsed by the Chair of the ADC or the ADJC. Judges Educators are also Mentors.

The ADJC, on recommendation from the SDA, will be responsible for appointing Mentors. Mentors will be reviewed, in consultation with the relevant SDA, every 2 years.

The ADJC provides (through the SDAs) for appropriate education on how to interact and impart their knowledge to candidates and others.

SDAs may invite suitably-qualified A, B or C Level judges or suitably-experienced retired judges to be a Mentor. The names should be sent to the ADJC for final approval before being placed on the official list. The supervising judge for shadow judging must be at least an appointed D-Level Mentor or C or above Mentor or a Judge Educator. The supervising judge must be a Judge Educator or Mentor.

Candidate Level	Exam Level	Minimum Level of Shadow Judge (must be an appointed mentor)
H	F	D
F	E	D
E	D	C
D	C	B
C	B	A
B	A	FEI

The following procedures must be followed when arranging shadow judging:

- all shadow judging must be carried out at an Official or Associate competition (e.g. shadow judging by video is not permitted)
- the entire competition is to be judged for the shadow judging to be included as a pre requisite
- the candidate is to approach the OC in order to obtain a copy of the draw which should include the starting time of the competition they wish to shadow judge along with the name of the competition judge (usually Chief Judge)
- candidate to approach competition judge for permission to shadow judge
- the candidate judge must provide their own writer, clipboard, judging sheets, and arrange to have the test sheets totalled
- if judging from a vehicle, there should be no moving of a vehicle prior to the end of the competition

9.11.2 Ways for a candidate to do Shadow Judging (see Appendix A – Dressage Shadow Judging – Procedures to Candidates and Clubs)

- judge an Official or Associate competition in an unofficial capacity
- all shadow judging for upgrading assessment must be carried out in conjunction with a competition (e.g. shadow judging by video is not permitted)
- the candidate must retain their sheets and calculate their scores
- in conjunction with the supervising competition judge, have a number of the test sheets discussed and compared
- the supervising competition judge needs to make arrangements with the OC/scorers for a suitable number of the actual competition test sheets to be available from the competition the candidate has shadow judged. Such sheets (or preferably copies) must have had the scoring finalised
- time **must** be set aside for useful discussion to occur between the supervising competition judge and candidate doing the shadow judging
- in order to be of educational benefit both judging **and** discussion must occur
- the supervising competition judge is to complete the NOAS Shadow Judging evaluation form which will be provided by the candidate
- the evaluation form is to be completed by the supervising judge and kept by the candidate to be submitted to the Examining Authority prior to sitting the practical examination

9.12 Judges Seminar

These seminars provide an opportunity for discussion between judges and candidate judges to find the standard. An approved EA judges seminar may only be conducted by EA Judge Educators, or FEI Judge Educators being foreign International Judges conversant with conducting Judge Education Seminars. Visiting FEI Judge Educators must be endorsed by the Chair of the ADC or the ADJC.

It is recommended that at least one seminar at each level should be held annually in each State.

- the level of seminars to be as follows:
 - ❖ H Level
 - ❖ F-E Level
 - ❖ D-C Level (could include B Level)
 - ❖ B-A Level
- a seminar should cover no more than three national levels
- must be of at least one day duration
- for reaccreditation purposes the judge must be in attendance for the entire duration of the seminar **and** be an active participant
- must include (but not limited to):
 - ❖ basic principles to be adhered to when judging
 - ❖ rules and protocol
 - ❖ training scale
 - ❖ discussion of paces
 - ❖ explaining the collective marks
 - ❖ practical judging practice usually individual movements and may be whole tests with suitable horses
 - ❖ see also appropriate NOAS syllabus/workbooks units for guidance
 - ❖ any updates relevant to the level of seminar
- videos may be used **only** as an additional aspect of teaching or for assessment.

9.13 National or State Judges Symposium

State or National Dressage Symposia provide a level of practical teaching and may include judges of all levels, trainers and riders. These may be deemed by SDAs or the ADC as a reaccreditation seminar for NOAS Dressage Judges reaccreditation.

9.14 Judges Workshops

Workshops are to be conducted by a Judge Educator or other person approved by the ADJC on recommendation from the SDA.

Workshops may be held on varying subjects and may be of less than one day duration. Subjects are limitless and may include:

- types of competitions such as freestyles, young horse or pony dressage
- rules and procedures
- sport science
- judge/trainer/rider interaction at all levels
- generic units of the NOAS workbooks

9.15 General Conditions to Maintain Accreditation

To remain an EA NOAS-accredited Judge, Judges must carry out these requirements:

- be a member of EA **of at least Officiating/Officials level**
- **complete** an Open Rule Book Test (ORBT) every two years **with a mark of at least 90%**

9.15.1 Compulsory – to be achieved over a period of two years

- attend a reaccreditation seminar every 2 years at their level as per rule 12
- attend a workshop or symposium in the alternate years (rule 13, 14)
- judge 4 Official events at your highest judging level
- judge 2 other events at any level up to your highest level (these can be Official, Associate, Pony, AHRC, Eventing, **Inter Schools** etc)
- judges must earn a minimum of 12 points over a two-year period from the Activities Table on the EA NOAS Dressage Judges Reaccreditation form

Judges must have access to the official calendar of dressage events in their state and a list of event secretaries whom they may contact for appointments to judge. This information may be obtained from the EA web site calendar or the EA Branch office.

9.16 Exemptions from any Prerequisites

Dispensation from any of the requirements of the NOAS must be submitted in writing to the SDA and forwarded for consideration to the ADJC.

9.17 Limitation of Time

All Levels:

- all of the requirements for upgrading have a tenure of **24 months**. This includes shadow judging, seminar attendance, theory and practical examinations

Exceptional circumstances may be considered on application in writing to the SDA **and forwarded for consideration to the ADJC**.

9.18 Upgrading Criteria

- seminar (refer to rule 12)
- shadow judging (refer to rule 11)
- theory examination
- practical examination

9.18.1 Theory Examination (Excluding H)

- the theory examination, which is a closed rule book examination, is held at a time and place as determined by the SDA
- the theory examination, **in principle, should be completed at least 2 months** prior to sitting the practical examination
- if a candidate fails the theory **exam** a second attempt can be done at a time negotiated with the SDA, **providing a new theory paper has been released**
- the exam papers are set by the ADJC and are available to the SDA from the EA National Office. **These exam papers are reviewed annually by the ADJC.**
- the delegated Judge Educator must mark the theory paper
- **marked** theory papers must be returned **by the marker** to the Examining Authority within 14 days of **receipt of the paper**
- the **SDA is responsible for advising the candidate of the results of the theory examination, including forwarding the assessment sheet only, within 7 days after receiving the marked paper.**
- **the marked theory paper is not to be returned to the candidate. The candidate, under supervision, may look at the marked theory paper but cannot take the original or a copy**

9.18.2 Shadow Judging

- all shadow judging requirements **MUST** be completed prior to sitting the practical examination

9.18.3 Practical Judging Examination

- **practical examinations using videos is not permitted**
- **practical examinations are only conducted by current Judge Educators**
- **the Examining Authority for A and B level practical exams is the ADJC**
- **the Examining Authority for C, D, E & F level practical exams is the SDA**
- **A and B level exams will be conducted annually at the Australian Dressage Championships in Sydney at the end of October and at the Dressage Festival at Werribee in December**

- it is recommended that all C exams are conducted at the relevant State Championships
- writers for exam candidates should not be a judge. However, if they are a judge then the writer must be at least 2 levels lower than the exam e.g. C exam writer no higher than an E level judge

Level of Judge Educator	Examination Level
National A	Up to C level inclusive
FEI3*	Up to C level inclusive
FEI4* and FEI5*	Up to A level inclusive

- the practical judging examination is to be held in conjunction with an Official competition
- the test to be used must be the highest graded test in each level and must consist of an entire competition so that not only the standard of each horse is assessed but also the candidate's ability to rank horses in an entire competition is assessed (Refer to Rule 27 for the minimum number to be judged at each level)
- the Examining Judge Educator is to debrief candidates at the conclusion of practical judging
- practical judging sheets to be assessed in line with the Guidelines for JEs for the Assessment of Practical Examinations, determined by the ADJC and the final recommendation and results are to be returned to the Examining Authority within 14 days
- the Examining Judge Educator has the sole responsibility for assessing candidates as competent or not yet competent
- the Examining Judge is encouraged to discuss with other Judge Educators any section of the examination that may need a second opinion especially if a candidate is deemed "not yet competent"
- all candidates are to be advised of the outcome of their exam by the Examining Authority within the timeframe previously mentioned

9.18.4 Examination Failures

- if a candidate is not yet competent in the theory examination, a second attempt can be done at a time negotiated with the SDA providing a new theory paper has been released
- if a candidate is not yet competent in the practical examination, a second attempt can be done. The Examining Authority will contact the candidate to arrange a suitable time for this to occur
- if a candidate is assessed as competent in the theory examination and is 'not yet competent' in the practical judging, they are not required to re-sit the theory paper provided that the practical exam is re-sat and successfully completed within a two-year period. However, if a new rule book is issued during this period the candidate will be required to complete an Open Rule Book examination and obtain a mark of at least 90%
- if an examiner is of the opinion that in order to upgrade the candidate needs further education through mentoring and/or shadow judging they will remain at their current level until such time as the further education is satisfactorily completed
- candidates who are assessed as 'not yet competent' in a practical examination on two occasions will be required to:
 - ❖ complete a further minimum of one year of judging
 - ❖ must attend an official EA Judges Seminar at their existing level
 - ❖ submit sufficient proof of further shadow judging at the level they wish to upgrade to as per rules 27-28
 - ❖ submit sufficient proof of further mentoring and/or shadow judging at the level they wish to upgrade to as per rule 26
- candidates that have failed their practical examination on three occasions (under 3 different examiners and if practicable one of which is an interstate examiner) will not be eligible to apply for any further upgrades

9.19 How to Become a Dressage Judge

Anyone interested in becoming an accredited judge should pursue the following procedure: (FEI level riders seeking to fast track, refer in addition, to rule 9.8)

- be at least 17 years of age
- be a current financial EA member in the appropriate category
- complete the application form, available from the SDA
- although not a compulsory requirement, the following questions will be asked:
 - ❖ experience as a competition rider including highest level ridden
 - ❖ details of coaches used by the applicant
 - ❖ experience as an instructor
 - ❖ number of times assisted an accredited judge as a writer (an essential item)

- ❖ EA approved Judges' seminars/workshops/symposium attended with details of dates and presenter(s)
- ❖ any other relevant information
- attend and participate in an EA-approved **H level** judges seminar
- complete the **H level** Open Rule Book Test (ORBT) with a mark of at least 90%
- **Shadow Judge two entire Preliminary or Novice competitions with at least ten horses in each class with an appointed Mentor**
- **Shadow Judging form to be completed and forward to the State Judges Committee along with recommendation**

Once the **H level ORBT** has been submitted to the SDA and has been assessed as being satisfactory **along with the required shadow judging**, the applicant is accredited at H level.

9.20 Lapsed Accreditation and Leave of Absence

The following requirements will be necessary in order for an NOAS judge to reaccredit:

9.20.1 Lapsed For up to 1 Year

Judges who have asked for leave of absence or exemption for up to 1 year:

- **be a current financial EA member in the appropriate category**
- upon written application a judge must fulfil all requirements as per rule 15 so they can be reaccredited without the need for any further examination
- must have sought leave of absence in writing for a maximum of one year
- must have attended a seminar at their level within the last 12 months
- must have completed an Open Rule Book Test **as part of the previous re-accreditation process** with a mark of **90%** or more

9.20.2 Lapsed for more than 1 Year and Less than 3 Years

Judges whose **accreditation has lapsed** for more than 1 year but less than 3 years must:

- **be a current financial EA member in the appropriate category**
- participate in an official EA Seminar at their past accredited level
- shadow judge at least one complete competition at their previous highest accredited level for assessment by a Judge Educator
- **complete** an Open Rule Book Test with a mark of **at least 90%**
- upon written application and fulfilling all requirements, they will be reaccredited without the need for any further examination

9.20.3 Lapsed for more than 3 Years

Judges whose **accreditation has lapsed** for more than 3 years must **complete the requirements of 20.2** and will be required to re-sit and **be assessed as competent in** both theory and practical examinations at their existing level before being reaccredited.

9.21 Interstate Transfer

Judges transferring from one State to another are required to notify their existing and their new SDAs.

9.22 Foreign Judges Accredited Under Another National Scheme

Applications will be forwarded to the ADJC by the EA National Office for consideration.

Foreign Judges, accredited under another National scheme who wish to become accredited under the NOAS in Australia, are required to:

- give written proof from their NF or the FEI that they are an accredited judge and their current standing
- attend a seminar at their level or deemed level
- **complete the H level** Open Rule Book Test with a mark of **90%** or more
- **complete shadow judging as determined by the ADJC**
- demonstrate they have a command of English adequate to communicate with riders and Officials

9.23 Complaints against NOAS Judges for Judging Standards

- complaints to be considered by the SDA are to be forwarded in writing, in confidence to the SDA within 14 days of the event
- the SDA must respond to every written complaint and needs to keep accurate and complete confidential files on these matters
- if the SDA considers that the number or type of complaint against a particular judge warrants further consideration then they can request the judge:
 - ❖ to provide a response in writing to the details of the complaint(s)
 - ❖ if necessary, to attend a meeting with a panel of judge educators

- ❖ to attend a further seminar
- ❖ to participate in a mentor program with an experienced judge educator
- ❖ to sit further assessment examinations
- ❖ if warranted, the judge may be suspended for a period of time or downgraded one level, but only when the SDA has explored all other avenues

9.24 FEI Judge Accreditation

For information pertaining to FEI accreditation refer to the current FEI Rule Book and the Education System for FEI Dressage Judges (1 July 2010 or as updated) – www.horsesport.org

For the purposes of seeking accreditation from National A to FEI 3*, a national GP level competition must have at least 6 horses competing.

9.25 Requirements to Remain NOAS-Accredited

(EA Membership to be current at all times)

Current Level:	H	F	E	D	C	B	A
Compulsory every 2 years							
Judges Reaccreditation Form to be completed at 1 April every second year with proof of completed and marked ORBT at 90% or better	✓	✓	✓	✓	✓	✓	✓
Must attend and participate in at least one EA-approved Judges Seminar at your level at least every two years	✓	✓	✓	✓	✓	✓	F
Compulsory on alternate year							
One of the following is required with active participation: Any approved judges seminar at any level may be attended and utilised for reaccreditation, OR A symposium or workshop every other year related to judging matters	✓	✓	✓	✓	✓	✓	✓
Compulsory every 3 years from 1/4/10 Young Horse Judges only							
• Attend a Young Horse Seminar	X	X	X	X	YH Judges Only		
Completed over 2-year period							
Minimum Judging Requirements:							
• Judge at 4 Official events at your highest judging level (i.e: 2 per year) NB: Inter II recognised for A-Level	X	✓	✓	✓	✓	✓	✓
• Judge at two other events at any level up to your highest level – refer to 9.15.1	X	✓	✓	✓	✓	✓	✓
• judges must earn a minimum of 12 points over a two-year period from the Activities Table on the EA NOAS Dressage Judges Reaccreditation form							
Minimum Judging Requirements:							
• Judge at 6 Associate/Club events at Preliminary/Novice level	✓	X	X	X	X	X	X
• Earn a minimum of 12 updating points* see list below	✓	✓	✓	✓	✓	✓	✓

* **Updating Activities/Points for reaccreditation** – Judges may use any combination. Activities must be verified and signed by EA Administrator/Judge Educator/Mentor and sent with Reaccreditation Form. Form available from www.equestrian.org.au

Updating Activity	Points
• Upgrade to the next level of judging	• 6
• Participate in or attend a dressage workshop of at least 2 hours	• 3
• Participate in EA-approved workshops with foreign international judges	• 3
• Ride at an EA seminar or an assessment day as a demo rider	• 3
• Train/qualify (including maintaining/upgrading) as an EA Official other than a dressage judge	• 3
• Actively assist in the administration of the EA officiating program (National, SDA, Judges C'tees etc – attend committee meetings, assessments and seminars)	• 3
• Additional Official/Associate judging	• 2 per event
• Act as a penciller/writer for a higher-level judge	• 3
• Attend a workshop/ course on one of the Dressage generic units (F/E & D/C Units 1-4, A/B Unit 5)	• 2
• Maintain accreditation as an EA NCAS-accredited General or Dressage Coach	• 2
• Oversee the shadow judging of an upgrading candidate judge (JEs/Mentors & D appointed Mentors only)	• 3 per event
• Undertake the shadow judging	• 2 per event
• Judge at Club /Preparatory competitions (H Level Judges only)	• 2 per event/max of 2 events
• Attend an EA endorsed State or National Coaching Clinic either as a rider or observer	• 3
• Present an EA updating seminar (JEs only)	• 6

9.26 Requirements for Upgrading to the Next Level

9.26.1 All prerequisites MUST be completed before practical upgrading exam may be attempted

Requirements	Upgrade to F	Upgrade to E	Upgrade to D	Upgrade to C	Upgrade to B	Upgrade to A
General						
Workbook required	F	E	D	C	B	A
Minimum age	18	20	20	20	20	20
Current EA member	✓	✓	✓	✓	✓	✓
Level of seminar to attend	E or F	E or D	D	C	A or B	A or above
Minimum Level of JE Examiner	A	A	A	A	FEI4*	FEI4*
Riding Requirement						
Attained at least 55% on at least 2 occasions judged by accredited NOAS judge/s . Can be higher level.	N/A	N/A	Novice	Elem	Medium	Medium
Shadow Judging						
Level of competition to be judged	Novice	Elem	Med	Adv	PSG & INT I	INT II & GP
Min number of entire competitions to be judged	3	3	5	5	3 each	3 each
Min number of horses in each competition	10	10	6	6	6	3
Min number of horses to be judged overall (more is better)	30	30	30	30	36	18
Supervising JE/Mentor to be at least	D	D	C	B	A	FEI
Shadow judging evaluation form to be completed each time	✓	✓	✓	✓	✓	✓
Writer						
Take opportunities to act as a writer or time/course watcher at a higher level	✓	✓	✓	✓	✓	✓

9.27 Examination Requirements

REQUIREMENTS	Upgrade to F	Upgrade to E	Upgrade to D	Upgrade to C	Upgrade to B	Upgrade to A
Complete a Theory exam with a mark of at least 80%. To be completed prior to Practical exam. If that mark is not achieved the candidate is not able to sit the practical examination	✓	✓	✓	✓	✓	✓
Demonstrate ability to participate in discussion at judges workshops	✓	✓	✓	✓	✓	✓
Adhere to Code of Conduct for officials	✓	✓	✓	✓	✓	✓
Judge an entire Official competition at the upgrading level	Nov	Elem	Medium	Adv	Inter I	GP
Minimum Level of Judge Educator	A	A	A	A	FEI4*	FEI4*
Min horses to judge in practical exam	15	15*	10*	10*	15	15
*Note – it is recognised at times it may not be possible to have the required minimum number of horses. In such cases it is suggested that the candidate also judge another Medium or Advanced as the case may be on the same day under exam conditions or try to get additional horses to ride HC						
The closeness of marks of each movement, the placings and spread of marks from highest to lowest and suitability of comments will be taken into account for results of practical judging by examining judge	✓	✓	✓	✓	✓	✓
Test sheets will be assessed in detail by examining judge	✓	✓	✓	✓	✓	✓
All of the above will be taken into consideration by examining judge to enable them to reach a final decision	✓	✓	✓	✓	✓	✓

9.28 Number/Level of Judges Required to Judge a Competition

OFFICIAL Competitions

The numbers indicate how many judges required to make a competition Official.

- It is strongly recommended that wherever possible at least one additional appropriately accredited NOAS judge be added for Official competitions

Note: FEI level competitions must be judged by either 2, 3 or 5 judges (not 4)

Level	Prelim	Nov	Elem	Med	Adv	PSG	Inter I	Inter II	Grand Prix
A	1	1	1	1+	1+	2+	2+	2+	2+
B	1	1	1+	1+	1+	2+	2+		
C	1	1+	1+	2	2				
D	1+	1+	2	2					
E	1+	2	2						
F	1+	2							
G	2								

ASSOCIATE Competitions

Level	Prelim	Nov	Elem	Med	Adv	PSG	Inter I	Inter II	Grand Prix
A	1	1	1	1	1	1	1	1	1
B	1	1	1	1	1	1	1	1	1
C	1	1	1	1	1	1	1		
D	1	1	1	1	1				
E	1	1	1	1					
F	1	1	1						
G	±	±							
H	2**	2**							

** The 2nd judge must be an NOAS accredited judge of at least F level

9.29 Payment to Judge Educators:

The following fees for Judge Educators/Presenters:

- minimum \$275 for 1 day; or \$550 for 2 days for the conduct of judges' seminar (there is no change to this fee)
- minimum \$25 per hour for presentation of any of the generic units
- minimum \$20 per candidate for the marking of all level of theory papers (excl H level)

- minimum \$50 per candidate undertaking a practical exam where the OC provides all results on a spread sheet. If the OC is unable to provide this assistance, there will be a cost involved to cover the additional work done by the JE @ \$50 **per hour** per candidate
- all the above fees include GST

In addition to the above where the Judge Educator is driving to the fixture they may claim mileage at 40c per km for the round trip.

Appendix A - DRESSAGE SHADOW JUDGING – Procedures for Candidate Judges and Clubs

Shadow Judging (SJ) is a process by which a Candidate Judge, for the purposes of upgrading, is assessed by an NOAS accredited Mentor at their next judging level. It is aimed at assessing the candidate's ability, comprehension and skills in an actual judging environment. The Mentor reviews the candidate's marks and comments for each combination judge and discusses various movements especially where there is a discrepancy in marks between the Mentor and the candidate. It is a learning and development exercise.

The Mentor must be an NOAS appointment Mentor of at least D level. They must be at least 2 levels higher than the candidate judge (see table below)

Candidate Current Level	Exam Level	Shadow Judge/Mentor Level (Minimum)
H	F	D
F	E	D
E	D	C
D	C	B
C	B	A
B	A	FEI3*

Responsibilities

Candidate Judge

- Check the Dressage Rule book, the NOAS and the Notes for Dressage Judges (and all amendments) for the rules on Shadow Judging
- Ask the club prior to the closing date of entries of the event of your wish to do some shadow judging, the level you want to shadow judge and if they are OK with this occurring
- Ask the club if they have copying facilities available to copy your test sheets
- If no copying facilities it will be necessary for you to provide the Mentor with carbon paper, plain paper and paper clips so that the Mentors tests can be carbon copied
- Ask the club to send you a copy of the draw when it is available
- Provide your own test sheets for the tests to be judged, a pencil and car to judge from
- Add up your own scores and calculate the percentage of each test judged and rank your order of horses
- Provide a SJ Evaluation form to the Mentor for completion (also have on hand any previous SJ evaluation forms for review by the Mentor)
- Conduct yourself as though you are judging officially and adhere to the Code of Conduct for Officials
- Tests are not to be discussed with anyone other than the judges of the competition shadowed

Mentor/Supervising Judge

- Set aside time at the end of the competition/event for discussion with the candidate judge
- Discuss both marks and comments with the candidate judge especially where the mark is 2 or more marks difference
- Provide constructive feedback to the candidate judge
- Complete a SJ form

Organising Committee (OC)

- Send the candidate judge a copy of the draw when it is available
- Advise the candidate judge of the person to report to on arrival
- Provide the candidate judge with an up to date copy of the draw if different to what has been sent out
- Provide time for the Mentor to perform their task e.g. they need time after the competition or at the end of the day to discuss the tests with the candidate judge – this will usually take about 30 mins to 1 hour. It may mean that you need to allocate a longer lunch break for the Mentor or an early finish to the day for the Mentor
- Provide a print out of the final results to the Mentor and candidate judge
- Provide to the Mentor details of all individual marks for each horse the Mentor has judged if possible

- If your scorers add up the candidate judges sheets (not compulsory) then a print out of individual marks per movement for each horse judged by the candidate should also be provided to the Mentor
- Photocopy the candidate judges sheets if facilities are available
- You are not expected to provide the candidate or their penciller with lunch unless they are also officiating at the event

NOTE: Alternatively, SJ can be carried out by having the candidate judge an Associate competition in an official capacity, with an NOAS Mentor of the required level.

This page has been left intentionally blank

Section 10 – Rules for Judges and Organising Committees (OCs)

This guide summarises various rules and sections in the EA Dressage Rules. All Judges **must** own a copy of the **Rule Book**.

The EA and FEI rule books state how an exercise should be performed.

The FEI *Dressage Handbook – Guidelines for Judging* will assist all judges in **determining** the qualities required to award the various marks (0-10) for each exercise.

Judges have a responsibility for the future of the sport of Dressage. Only by constant and consistent self education in understanding the principles of Dressage, by attending and participating at seminars and by analysing **(and discussing if necessary) their own** results of a competition can this be achieved.

As part of their responsibility to the sport, Judges should keep in mind that elimination of competitors should be done in a sporting spirit, and that rider and spectator friendliness of the sport should be considered along with the spirit and intention of the rule(s) in question. For instance elimination for matters not related to welfare or safety (e.g. incorrect saddlery) is best done at the end of the test.

Only current NOAS judges are eligible to officiate at Official and Associate events/competitions.

10.1 Positioning Judges Around the Arena

Bearing in mind the need to fully-observe all movements, the placement of judges around the arena should be as close as possible to the guide below:

Judge	Outdoor Arena	Indoor Arena
C	maximum 5m/minimum 3m back	preferably minimum 3m back
M/H	max 5m/min 3m back 2.5m in from long side	prefer minimum 3m back 2.5m in from long side
B/E	maximum 5m/minimum 3m back	prefer minimum 3m back

- the positioning of judges allows different aspects of a movement to be obtained
- when three judges are used one should sit on the long side (see below)
- if judges of a lower level are not yet confident, shadow judging at side positions should be encouraged to gain confidence
- keep in mind the position of the sun when placing judges at E or B
- in keeping with the aforementioned statement the judge on the long side should be allotted their position first
- where 2 judges are used and the layout of the arena allows, it is recommended that one judge sit at E or B
- where 3 judges are used and the layout of the arena allows, 1 judge **must** sit on the long side diagonally opposite the M or H judge on the short side

# Judges	Position on Arena
1	positioned at C (Chief Judge)
2	second judge may be positioned at B, E, M or H
3	one judge must be placed at B or E when a judge is placed at H/M, a judge placed at E/B must be placed diagonally opposite the M/H judge
5	positioned at C, M, B, E and H

10.2 Inspection of Arenas

The judge/s must physically inspect the arena to ensure that:

- the arena is of a satisfactory standard with a low continuous fence of about 0.3m made of materials compliant with EA rules, and if necessary have it modified
- the marker letters are the correct distance from the outside of the arena (about 0.5m) and in the correct position
- the letter A must be placed at least 10-15 metres back from the entry
- this marker must not be put to one side but must be centred to be in line with C

Once the competition has commenced, the conditions must remain (as much as possible) the same for all.

10.3 Scale of Marks

Refer to EA Dressage Rule 3.12

10.4 Execution of Tests

Refer to EA Dressage Rule 3.14

10.5 Errors of Course

Refer to EA Dressage Rule 3.16

10.6 Allocation of Marks and Scoring

- each judge must allot from 10 – 0 marks for each numbered movement
- whole marks are to be used except in the following instances:
 - ❖ Freestyle tests - half marks (0.5) may only be awarded for all the artistic marks in all levels including FEI
 - ❖ Young Horse – marks to a single decimal point may be used when judging first and second round qualifying competition (e.g. trot 7.8)
- these marks are then added together and any penalty marks are deducted
- it is essential that all penalty marks are deducted from each individual judge's score before they are totalled
- percentages for each judge must be clearly shown in results lists and on notice boards, together with the total percentage obtained to three decimal places
- a remark is strongly recommended for a mark of 5 or below
- a remark for all marks is recommended
- any alterations to marks must be initialled by the judge in ink
- where there is a difference of 8% or more in the *EA levels up to and including Advanced* between individual judges the Chief Judge **must** initiate a brief discussion between the judges, preferably with sheets available where possible
- where there is a difference of 5% or more in the *FEI levels* between individual judges the Chief Judge **must** initiate a brief discussion between the judges, preferably with sheets available where possible
- under no circumstances are marks to be altered once the test sheet has been completed and collected from the judge
- the only instances that a test sheet is to be returned to the relevant judge are as follows:
 - ❖ the test sheet has not been signed;
 - ❖ an altered mark has not been initialled;
 - ❖ a mark has been missed;
 - ❖ the scorers are unable to decipher a mark due to bad writing; or
 - ❖ where there are two or more judges an error of course has been omitted
- judges are not to approach the scorers to look at test sheets during the competition
- it is recommended that judges do not look at scores on the score board during the judging of a competition
- judges are not to discuss performances in public or at the score board

10.7 Unmarked Movement

If a mark has not been recorded and the judge cannot recall the movement, or cannot be found, the mark allotted should be the average of the collective marks at the end

10.8 Protocol for Judges Accepting Invitations to Judge

- when accepting invitations to judge, a judge must declare their interest in any person or horse who may enter that they have:
 - ❖ trained
 - ❖ owned/part owned
 - ❖ had any other business interest
- within the past 12 months immediately preceding the event
- even if the rider competes HC, a judge with a conflict of interest is unable to officiate in that competition
- check details that are important to you and advise organisers of your requirements at the time of first contact
- be definite and clear about your expectations. This does NOT include continually judging at only highest level of accreditation
- ask for a contact name, phone number and e-mail address and request that details be confirmed in writing within the next fortnight
- follow up two weeks prior to the competition if arrangements have not already been confirmed

- let the organisers know of any unavoidable changes to your availability as soon as possible
- your commitment to judge is paramount and should only be broken if circumstances beyond your control intervene
- should such circumstances arise, try to provide organisers with the name of a replacement who is willing to take your place
- arrive at the venue 30 minutes before starting time
- have your rulebook with you
- advise the organisers prior to the day of the competition if you are bringing your own pencil/writer
- advise the organisers if you require a car (if applicable)
- remember the dressage event is a joint effort between organisers, competitors and judges and all deserve to be treated with equal respect and courtesy
- when accepting a judging commitment make sure you agree on travelling allowance and honorarium and make the OC aware of the distance you have to travel
- if more than 2 hours drive to the venue the judge has the right to ask for accommodation the night before. e.g. if starting before 10.30 am, likewise if they are to finish after 6.30 pm the same should apply in reverse
- adhere to the code of conduct as well as the dress code and at least smart casual and no work jeans as matter of respect for all involved in the competition
- make yourself available to discuss test papers with individual riders and make it known to the OC when you are available so that they can announce it over the PA
- discussion about an individual horse/rider test can only take place if the rider has with them their test sheet
- apply risk management and safety principles at all times and act accordingly
- know the EA Disciplinary By-Laws and know what action to take should it occur (i.e. rules as per abuse of horse, rider, judge etc.) www.equestrian.org.au
- insist on the ruling of receiving a draw at the same time as the competitors in order to be aware of any conflicts so that the OC can be advised as quickly as possible. The draw must indicate the breaks and lunch break as well as comply with the 40 horse rule
- ask for a mobile number to contact on the day of competition should you be delayed (flat tyre, accident etc) on the way to the venue
- offer assistance to the OC should it be necessary prior to the competition with regards to rules and regulations re arenas, footing, risk and safety
- judges will at times be asked to judge lower levels e.g. Preparatory, Preliminary or Novice. This is really where we need our experienced judges in order to make sure that these horses and riders are put on the correct training path. Judges must therefore be prepared to judge all levels up to an including their accredited level and not only judge at the higher end of their accreditation
- judge what you see in a fair and unbiased way and avoid any personal comments such as 'have seen him go better'
- no dogs or other distractions should be permitted in the car with Judges

10.9 Payment to Judges

It is recommended that judges are paid the following for judging:

- a minimum of \$25 per day or \$10 per hour (whichever is greater); and
- mileage at the minimum rate of 40c per km for the round trip
- where airfares and/or accommodation are provided, the honorarium may be negotiated between the judge and the OC

10.10 General

- Preferred writers for International FEI Competitions:
 - ❖ first preference to Judge Educators and Mentors
 - ❖ second preference to other senior judges eligible to supervise shadow judging (A, B, C or D)
 - ❖ third preference to E, F, H judges
- no judge should be expected to judge more than 40 horses/day
- no judge should judge over 35 horses in any one competition
- if a judge is required to judge more than one competition, there should be a minimum of 30 minutes between the last horse in one competition and the first horse in the next
- OCs should provide a quiet area, away from the score board, where judges can be given access to a duplicate copy of the full result sheet and individual judges marks for their perusal
- judges must stay on the grounds for a period of at least 30 minutes after the posting of the placings, so the results should be collated as quickly as possible

10.11 Draw:

- prior to the event competitors and judges are to be:
 - ❖ sent a copy of the draw by e-mail or post, or
 - ❖ advised by e-mail when the draw is available along with details of a web address for access to the draw
- the draw is to include the name/s of the judges for each competition where possible
- the draw should allow for at least a 15 minute break for judges after every 10 horses judged

10.12 Competitions:

- a horse may only compete in two consecutive levels e.g. Prelim/Nov, PSG/Int I
- a horse may only enter and compete in a maximum of 3 tests, which may include a freestyle test in the one day

10.13 Maximum number of competitors per competition:

- 35 up to and including Prix St Georges
- at OCs discretion for competitions from Intermediate I to Grand Prix

10.14 Results:

- results must be shown in percentages only (not total marks) to 3 decimal places for each judge, then averaged to achieve a final percentage score
- scores should be updated on the score board at very regular intervals, final results should be made available as soon as possible at the completion of a test
- final results must be signed off by the Chief Judge prior to posting
- competitors must have access to their test sheet/s within 30 minutes of the final results being posted
- final result sheets should be given to each judge at the end of competition

As per Rule 6 above a discussion between the judges must take place where there are discrepancies in the marks.

Section 11 - Notes for Dressage Competitors

At some stage every rider has had to compete for the first time. This is a step-by-step document that follows the order of preparation for both you and your horse. The majority of the information is procedure rather than rules. You should have a rule book handy at all times whilst competing.

There are various rules and sections from the EA Dressage Rules referred to in this document. This document **MUST** be read in conjunction with the Rules and is not intended to replace the Rules.

11.1 Setting Goals

A lot of riders go to trainers with the expectation of becoming an Olympian or at least being able to ride like one. There is nothing wrong with being ambitious. However, with the help of your trainer you should set **achievable** short-term goals.

In this case, an achievable goal is that you are going to prepare for your first competition and ride at least one but hopefully two tests.

- set a time-frame of about two/three months in order to work towards that goal
- find a local competition where you feel within your comfort zone
- enter a test that suits your level of training and competency
- try to time your competition to coincide with training or practice days at the venue where you will be competing

11.2 Welfare of the Horse

Be aware of the EA's requirement for the welfare of the horse. (refer to Section 1)

11.3 Membership/Registration Requirements

- rules/requirements for Official and Associate competitions are outlined in Section 1
- obtain an entry form for the competition you feel is appropriate
- the entry form will point out the conditions of entry which are fairly standard but sometimes may have some local rules

11.4 Entries

- for information about entries refer to Section 1
- keep a copy of your entry form in order that you can refer back to it if necessary

11.5 Verifying which Preparatory and Freestyle Tests Apply

There are different versions of Preparatory tests and Freestyles used throughout Australia. Therefore, you should obtain from the organisers of the event a copy of the test you have entered, including time allowed.

11.6 Learning the Test

Refer to the EA Rule book for the diagram of the arenas. If a caller is used, you must still know the test. Refer to the EA Rules for information.

11.7 Pre-Competition Requirements

Important paperwork required includes:

- EA Dressage Rules and Test sheet which you should read. It is your responsibility to know the rules
- horse registration papers, if applicable
- the time draw from the event organiser
- conditions of entry for the local event and
- copy of entries

11.8 Transport Requirements

- do not leave it until the day of competition to see if your horse will load
- do you need to borrow a horse trailer? If so, try and arrange to have a practice run to the event venue
- is your vehicle legally able to tow the trailer?

11.9 Competition Day

- leave yourself plenty of time at the venue before you ride
- on arrival report to the event office and obtain your identification number if applicable

- check scratchings/withdrawals
- if arenas are already going, are they running to time?
- check location of gear steward
- check that your dress and the horse's equipment comply with the rules (Section 2) as the legality and use of some equipment is restricted to specific areas as mentioned below refer to Section 2 for definition of both
- check location of your competition area and your warm-up and exercise areas
- locate the area set aside for lungeing, if required
- Keep hydrated at all times

11.10 Warm-Up

For further information regarding warm-up techniques, please refer to Annex 1 – FEI Hyperflexion Guidelines, which is available on the FEI website www.fei.org

11.10.1 Preparation and Mounting

- no person other than the nominated rider can ride a horse at an event except a groom mounted in the saddle riding the horse on a comfortable rein at the walk only
- all riders must be neatly dressed at all times when mounted. It is best that once you mount the horse you are correctly attired (see Section 2) with the exception perhaps of your jacket
- once you have finished your final warm up go straight to the competition area via the gear steward

11.10.2 Etiquette for Warm-Up Arena

As there are many horses warming up in a restricted area it is important that all riders have knowledge of the etiquette required in group riding. This ensures safe riding and achieves harmony in busy areas

- safety is paramount and a collision should be avoided at all times
- before entering the warm-up area make sure the gateway and immediate track are clear
- riders should pass left shoulder to left shoulder when on the track
- when not on the outside track, e.g. on a diagonal line, riders should give way to horses on their left
- the more progressive gait has priority on the track
- halt should not be on the track
- walk should not be on the track and does not have right of way
- trot has priority over walk
- canter has priority over trot
- lateral work has priority over **all** paces
- when circling, anticipate your return to the track so as to not stop the flow of other riders
- mounting, dismounting and gear adjustment should be done off the track
- consideration should be given to behaviour of other horses in the arena that may upset your horse
- it may be necessary if your horse is upsetting others to leave the area
- if a horse is upsetting the majority, an Official should be sought with a view to requesting that horse's removal for safety's sake

11.10.3 Gear Check

Section 2 refers to the areas in which certain gear is allowable. Be familiar with these rules. Report to the Gear Steward 10 to 15 minutes before your test. Gear check is required before each test.

11.11 Entering Competition Area (as defined in Section 3)

Care must be taken to get no closer than 15m, if possible, to the arena whilst there is a competitor in that arena.

11.12 Reporting to Judge and Riding the Test

The time draw allocates you a time for riding. You cannot be forced to ride before this time. However, if the horse prior to you is scratched and you are ready to ride, consideration should be given to approaching the judge.

By presenting to the judge, even if you are early, you are indicating that you are ready to ride. Therefore, if you are not ready to enter the arena immediately, wait away from the competition area until such time as you

are ready or your start time arrives. The reason for this is to allow all competitors equal warm up time around the arena, therefore, not benefiting any particular combination.

11.12.1 Reporting

- if bridle numbers have been issued there is no need to stop and talk to the judge, simply ride past each judge ensuring that your bridle number/identification number can be clearly seen
- if you have a medical problem that restricts your hearing let the judge know so that the judge can make a clear indication when to start the test
- if identification numbers are not issued, once the horse you follow leaves the arena progress to the centre line judge and await their instructions
- a judge's instruction may be 'I have a bell' or 'I will ring the bell and hold my hand out the window'
- if you do not have a bridle number make sure all judges know your name and the name of your horse
- once you have given this, recommence warming up around the arena
- once the judge rings the bell you have 45 seconds to enter the arena. The penalty is 2 marks per judge if this exceeded. If you are not sure if you heard the bell, circle again and re-present to the Chief Judge
- entering the arena before the bell entails elimination

11.12.2 Riding the Test

- at the salute competitors must take the reins in one hand. Gentlemen should, whenever possible, remove their hats when saluting
- a whip may be held in either hand at the salute
- the requirement is to only salute the centreline judge
- salute, then pick up the reins and continue when ready
- only at the salute at the beginning and end of a test and when exiting the arena may the reins be held in one hand (except for Freestyles as part of the degree of difficulty)
- in Preliminary tests a rider has the option of doing sitting or rising trot
- in all higher tests, trot work is executed sitting unless otherwise stated
- Section 9 covers rules of how to perform a movement

11.13 Elimination and Penalties

- Refer to Section 3 for information on riding the test and the various penalties for errors of course and other types of penalties including elimination

11.14 Callers and Video

- callers should stand with their back to the wind
- have a predetermined subtle signal if you need the movement to be re-called
- you must not speak to your caller but the rules permit the repeating once only of the calling of a movement
- calling with too loud a voice should be avoided
- video from the centre line at A gives you the reverse of the judge's point of view
- ensure any videoing is carried out at least 10 metres back from the arena

11.15 After the Competition

Once the placings are posted for the test you rode you can pick up your test sheets.

- check that there is a point in each box and perhaps check the adding up
- if a protest is to be lodged it must be within 30 minutes of the posting of the placings
- if you are unable to stay at the event venue to collect your test the organisers will send the test to you if you provide a stamped, self-addressed envelope
- remember to thank the organisers before you leave the ground, it may encourage them to run another competition for you

Annex 1 - FEI Hyperflexion Guidelines

May 12, 2010

New illustrated guidelines have been produced by the FEI showing permitted positions of the horse's head and neck during pre and post-competition training.

Long, deep and round:



The diagrams were produced by an FEI Working Group as part of a new Annex (XIII) for the revised FEI Stewards Manual on warm-up techniques.

One of the key stipulations in the Working Group's report was that all unacceptable training methods and techniques must be stopped immediately. The Working Group was also insistent that abuse of the horse must be avoided and, in particular, stressing the horse, aggressive riding and inflicting pain and/or discomfort on the horse must be prevented.

"The current FEI Stewards Manual already includes instructions covering aggressive riding, but the new Annex (XIII) has clear instructions on action to be taken if necessary relating to flexion of the horse's neck during pre and post-competition training," the FEI said.

Low, deep and round:



"Any head and neck position obtained through the use of aggressive force is not acceptable."

Movements which involve having the horse's head and neck carriage in a sustained or fixed position should be performed only for periods not exceeding about 10 minutes without change.

Deliberate extreme flexions of the neck involving either high, low or lateral head carriages, should be performed only for very short periods. If these deliberate extreme flexions are performed for longer periods the Steward can intervene.

It is the Steward's responsibility to ensure that riders respect these procedures.

Long and low:



"Used in conjunction with the new Stewards Manual, these illustrations now provide the Stewards with the final piece in the jigsaw that will allow them to do their job more effectively, ensuring that horse welfare is maintained at all times", Working Group Chair Frank Kemperman said.

The diagrams show examples of acceptable head and neck positions.

The illustrated FEI Stewards Manual Dressage has been sent to all National Federations, which have been instructed to immediately forward it to all stewards for implementation from May 15.

Dressage will be the first discipline to use the new Stewards Manual, with the other FEI disciplines currently reviewing their individual requirements.

The Guidelines, which were produced by the Working Group formed after the round-table conference held in Lausanne on 9 February

2010, were approved at the FEI Bureau meeting in Geneva on 15 April 2010.

The Working Group was made up of Dressage Committee Chair Frank Kemperman (Chairman), Richard Davison (GBR), Rider/Trainer; John P. Roche (IRL), FEI Director Jumping/Stewarding; Jacques Van Daele (BEL), FEI Honorary Dressage Steward General/Judge; Wolfram Wittig (GER), Trainer; and Trond Asmyr (NOR), FEI Dressage and Para Equestrian Dressage Director/Judge. Input was also received from Dr Gerd Heuschmann and Sjef Janssen and from the FEI Jumping Committee.

Section 12 - Notes for Dressage Event Organisers

This guide is designed to assist Dressage Event Organisers who wish to run dressage events in Australia. The notes must be read in conjunction with Sections 1-11 of the current EA Dressage rules. A dressage event may vary from a small club training event to an official championship event. Event organisers should refer any organisational or rule queries in the first instance to their State Dressage Authority (SDA).

The magnitude of the administration and field-work involved will vary according to the type and status of the event, organisers must use their judgment to adapt what ever is suitable to run an event in a professional manner.

12.1 Categories of Dressage Events

Type of event	For Approval Apply To	Required
FEI Events	ADC/EA/FEI	Required
National Championships	ADC	Required
State Championships	SDA	Required
National Young Rider Championships	ADC	Required
State Young Rider Championships	SDA	Required
Official Pony Events incl Championships	SDA	Required
Club/Regional Championships	SDA	Required
Official Events	SDA	Required
Young Horse Qualifying Events	SDA	Required
Associate Events	SDA	Required by some states
Training/Club Events	N/A	Not required

12.2 Calendar

- Application/s for permission to hold an Official dressage event or competition must be made in writing to the relevant SDA.
- all Official events must be approved by the SDA
- all Official events will be listed in the appropriate SDA annual competition calendar
- all Associate event dates should be notified to the appropriate SDA
- if an Official event is cancelled the SDA must be notified
- date changes must have the approval of the SDA
- careful consideration of neighbouring clubs should be made when applying for dates
- be aware of your SDA closing date for applications to run Official events

12.3 General Considerations

- organising bodies wishing to conduct Official or Associate dressage events in Australia must be currently financial with EA, incorporated and hold a current EA approved Club insurance policy
- all Official and Associate events must be run in accordance with the current EA Dressage Rules
- all members of a Dressage Organising Committee **should** have access to a current EA Dressage Rule book
- Protests, Reports and Appeals (refer to EA General Regulations www.equestrian.org.au)
- OCs are to be aware of any legislation within their state in relation child Protection. National, State and Territory sports organisations have developed child protection guidelines. These guidelines can help you put policies in place to protect your club and your members. For additional information on required checks for people working with juniors, please contact your State or Territory department of Sport and Recreation - http://www.ausport.gov.au/supporting/clubs/resource_library/starting_a_club/child_protection
- **OCs are responsible for assessing environmental issues such as extreme heat, storms, high winds etc which may make conditions for running an event unsafe for competitors and their horses**
- **Welfare of the horse is paramount at all events refer to rule 1.2 and 1.3**

12.4 Venues

- the best possible venue should be secured for the conduct of a dressage event
- the venue should be booked well in advance of the proposed event
- be aware of what facilities are or are not available
- Examples of venue facilities:
 - ❖ Day Stalls
 - ❖ Stables
 - ❖ Covered yards

- ❖ Washbays
- ❖ Showers
- ❖ Admin / Office
- ❖ Roundyard
- ❖ Powered camp sites
- ❖ Scoring office
- ❖ Arena Surface
- ❖ Spectator Parking
- ❖ Catering / Canteen
- ❖ Toilets
- ❖ Motels in area
- ❖ Judges / Officials area

12.5 Arenas

- arenas should be set out to the dimensions shown in the diagram in Annex 2
- the surface of arenas is vital for the safety and performance of horses competing and should be made of the best possible footing such as sand or sand mix with a non slip base, other non slip surfaces are acceptable
- refer to section 3.5 for other arena requirements **including surrounds**
- positioning of judges refer to Rule 10.1 or Annex 1

12.6 Schedule

- the event schedule will be dependent on the type of event to be run
- the schedule should be prepared well in advance of the event and made publically available to competitors in a timely fashion taking into account the closing date
- competitions offered in the schedule should reflect the type of event, expected competitors & venue
- event organisers must refer to the Current EA Dressage rules (Section 1 Conditions of Entry & Section 3 Dressage Events) prior to finalising the event schedule
- Young Horse event organisers refer to the Current EA Dressage rules (Section 5)
- Australian/State and FEI Sanctioned Events refer the Current EA Dressage rules (Section 8)
- The schedule must include the following minimum information:
 - ❖ name of organization running event
 - ❖ venue address
 - ❖ status of event Official/Associate etc
 - ❖ list of competitions being offered
 - ❖ entry fees
 - ❖ other fees such as stables/admin fees
 - ❖ closing date for entries
 - ❖ address for entries to be sent
 - ❖ phone contact details for organiser
 - ❖ email address for organiser
 - ❖ prize schedule
 - ❖ any special conditions
 - ❖ type of arena surface
 - ❖ EA web address link to current tests
 - ❖ Organisers web address
 - ❖ Callers permitted or not permitted

The following statement must be included in event schedules

- 'the event will be held in accordance with the current EA dressage rules (as amended)' - this covers all rule changes

12.6.1 Entry Form

- The entry form must request the following minimum information:

Information required	Official	Associate	Club event
* horse EA number	✓		
* horse registered name	✓	✓	✓
* horse bridle number	✓		
* whether competing horse or pony	✓		
* horse current grading points	✓	✓	✓
* rider EA number	✓		
* rider name, address, contact details	✓	✓	✓
* owner EA number	✓		
* proof of membership of at least club level		✓	✓
* competitions entering	✓	✓	✓
* summary of fees & method of payment	✓	✓	✓
* closing date of entries & address to be sent	✓	✓	✓
* EA Member Release and Waiver	✓	✓	✓
* method of draw distribution	✓	✓	✓

12.6.2 Time Draw

- once entries have closed organisers should prepare a competition plan in preparation to complete the time draw (number of arenas required, time required)
- draws can be generated manually or by computer
- time to allow for each test is printed on each EA/FEI test sheet
- it is strongly recommended to allow one hour to 90 minutes between tests for the same horse, especially for the higher levels
- draws should be unbiased
- care should be taken not to have the same competitor riding first in more than one test
- OCs may accept requests from riders entering 2 horses in the same competition to schedule one horse before the other in the draw providing this request is made at the time of entry. This does not apply for State or National Championships
- no judge should be expected to judge more than 40 horses/day
- no judge should judge more than 35 horses in any one competition
- there should be a break for judges of at least 10 minutes after every 10th horse
- if a judge is required to judge more than one competition, there should be a minimum of 30 minutes between the last horse in one competition and the first horse in the next
- the time draw **must** be made available to all competitors & judges in a timely manner before the event
- other information to be included when sending out the time draw should include all relevant information pertaining to the event; stable allocation, refreshments available, contact details for withdrawals etc
- horses can not be changed after close of entries, riders can be changed up to 30 mins prior to start of the competition
- where a competitor has entered two horses in the one competition:
 - ❖ the draw time between the two horses should be a minimum of 45 minutes to an hour, where possible
 - ❖ under no circumstances are the horses draw times to be swapped once the draw has been completed.
- the OC may ask riders to move up into scratchings but this is at the discretion of the rider and not compulsory

12.7 Judges

- only current NOAS judges are eligible to officiate at Official and Associate events/competitions (refer to <http://www.equestrian.org.au/> or your SDA for current lists)
- refer to table Rule 3.21 for the number and level of judges required to judge a competition
- ground jury - for interpretation refer to rule 4.1
- invitations to judges should be made at least 3 months prior to an event preferably by email or letter
- it is the judges responsibility to immediately advise the organiser if they have a conflict of interest with any competitor or horse Refer to 1.6
- **protocols for judges accepting invitations to judge refer Annex 2 or rule 10.8**
- Refer to **Annex 1 or rule 10.1** for the placement of Judges on the arena

Once a judge confirms an appointment to judge the following information should be provided to the judge:

Immediate confirmation of	Pre Event Follow-up information
* event date/s	* draw to be sent to each judge once completed
* event location/address	* provide contact phone number for competition day
* accommodation requirements	* advise judge where they should report to
* confirm travel remuneration	* keep judges informed of any changes to program
* tests to be judged	* advise judge of accommodation booking
* hourly remuneration if applicable	

12.7.1 Payment to judges

It is recommended that judges are paid the following for judging:

- a minimum of \$25 per day or \$10 per hour (whichever is greater); and
- mileage at the minimum rate of 40c per km for the round trip

Where airfares and/or accommodation are provided, the honorarium may be negotiated between the judge and the OC.

12.8 Other Officials and Volunteers

Officials and volunteers play a vital role when running a dressage event. The following table indicates what type of events require which officials and volunteers.

Official/Volunteer role	Championships	Official events	Associate events	Club events
Event Convener/Event Director	✓	✓	✓	✓
Judges	✓	✓	✓	✓
Writers (1 per judge)	✓	✓	✓	✓
Scorers	✓	✓	✓	✓
Gear Stewards	✓	✓	✓	✓
Test Collectors	✓	✓	✓	✓
Chief Steward	✓	Highly recommended		
Technical Delegate	✓			
Event Secretary	✓	✓	✓	✓
Judge Host	✓	✓	✓	✓
Financial Manager	✓	✓	✓	✓
Sponsor Host	✓	✓		
Prizegiving Manager	✓	✓		
Catering Manager	✓	✓	✓	✓

12.8.1 Writers (pencillers)

- each judge must be allocated a **capable** writer
- it is preferable that the same writer is used for the whole competition
- guidelines for writers are available at www.equestrian.org.au
- preferred writers for International FEI Competitions:
 - ❖ first preference to Judge Educators and Mentors
 - ❖ second preference to other senior judges eligible to supervise shadow judging (A, B, C or D)
 - ❖ third preference to E, F, H judges

12.8.2 Scorers and Scoring

- scorers should be allocated a quiet area to work in
- EA has free scoring software available online www.equestrian.org.au
- EA has a set format for recording of results available online www.equestrian.org.au
- all results must be forwarded to the respective state branch within 7 days of the event
- judges must sign off on the final result sheet
- results should be posted on organiser websites or distributed to competitors by other means
- judges **must** be given a set of results for the competitions they have judged
- all results of all judges and the overall total must be displayed by percentage to the 3rd decimal point

12.8.2.1 Scorers must:

- double the mark where a coefficient is indicated
- add the marks in the total column
- deduct the errors of course to obtain the total
- calculate the percentage by adding the scores of all the judges and dividing the total by the total marks possible. For example – 3 judges scored 350, 345, 349 = total 1044. Total possible marks for the test was 400 which is multiplied by the number of judges – 400 x 3 = 1200. Percentage = 1044 divide by 1200 x 100% = 87%
- additions must be checked for errors
- results should be placed on the score board as soon as possible
- make the test sheets available for competitors after approval from the judges and no later than 30 minutes after the posting of the final results. Test sheets are confidential.

12.8.2.2 Allocation of Marks and Scoring

- each judge must allot from 10 – 0 marks for each numbered movement
- whole marks are to be used except in the following instances:
 - ❖ Freestyles: half marks (0.5) may only be awarded for artistic marks in all levels including FEI
 - ❖ Young Horse: marks to one decimal place may be used in first and second round qualifying competition (e.g. trot 7.8)

- these marks are then added together and any penalty marks are deducted
- it is essential that all penalty marks are deducted from each individual judge's score before they are totaled
- percentages (to the 3rd decimal point) for each judge must be clearly shown in results lists and on notice boards, together with the total percentage obtained to three decimal places
- a remark is strongly recommended for a mark of 5 or below
- a remark for all marks is recommended
- any alterations to marks must be initialed by the judge in ink

12.8.2.3 Unmarked movements

If a mark has not been recorded and the judge cannot recall the movement, or cannot be found, the mark allotted should be the average of the collective marks at the end.

12.8.3 Stewards and Gear Stewards

- it is highly recommended that a Chief Steward is appointed at all dressage events refer to rule 4.6 (a current list of accredited stewards is available at www.equestrian.org.au)
- it is compulsory to appoint a Gear Steward/s for all dressage events refer to rule 4.5

12.8.4 Technical Delegate

Please refer to rule 4.3

12.8.5 Runners should:

- collect the completed test sheets from the writers after every two (2) or three (3) ridden tests taking care not to disturb the judge or writer whilst waiting for the sheet
- take care not to disturb the horse and rider currently competing
- deliver completed test sheets to the scorers
- convey information from the Secretary to different Stewards or vice versa
- be prepared to replace arena markers that may have been knocked over

12.8.6 Judges' host should:

- meet judges on arrival
- have refreshments available on arrival for judges and writers
- introduce each judge to their writer well ahead of time (at least 10 minutes before starting time)
- advise the judge who is to act as the TD, Chief Steward or as Ground Jury members
- advise the judge/writer of their arena number and arena location
- give judge/writer their folder which includes details of their position on the arena and a final list of competitors and times showing all scratchings
- advise the judge and writer of arrangements for morning and afternoon tea, plus lunch
- give centreline judge/writer a bell or whistle if not judging from a car
- ensure that judges and writers are properly looked after during the coffee and lunch breaks and are treated as guests of the organisers
- some time during the day determine each judge's travelling expenses and inform the Treasurer so a cheque is ready on completion of judging. Alternatively payment made be made direct to the judges bank account if bank details are provided
- provide a quiet area, away from the score board, where judges can be given access to a duplicate copy of the full result sheet and individual judges marks for their perusal
- NB: judges must stay on the grounds for a period of at least 30 minutes after the posting of the placings, so the results should be collated as quickly as possible

12.8.7 Sponsors' host (where applicable) should:

- meet sponsors
- have refreshments available
- introduce sponsors to organisers; and
- make them feel welcome whilst they wait to present their donated award to the recipients

12.8.8 Prize-giving Manager should:

- refer to rule 3.19, 3.20 and 8.9; FEI sanctioned events refer to www.fei.org
- prepare a prize giving schedule, make it available to competitors, sponsors and the public
- prepare prizes and prize giving area
- have a set of results ready for the presenter

- prizes may be presented by the participating sponsors where practicable after a competition, e.g. during the lunch break, at the end of a day or at the end of the whole event
- it is recommended that competitors are requested to present in competition attire
- it is the OC's decision whether prize giving is to be mounted or unmounted

12.9 Organising Committees (OC's) and Event conveners

- OC's are responsible for the overall management and administration of a dressage event
- an Event Convener (Event Director) plans and executes the tasks and functions necessary for an event to take place on behalf of the OC
- OC's and Event Conveners must be very familiar with the current EA dressage rules
- OC's are responsible to their members to run events according to the current dressage rules and should at all time remain transparent

12.9.1 Event Planning

Please find below a task list for organisers of Dressage events

BOOKING DATES/VENUE	By whom	Time frame	Task complete
Select appropriate date/s & type of event (section 1)	OC		
Book venue (section 1 & 4)	OC		
THE ORGANISING STUCTURE	By whom	Time frame	Task complete
Appoint event coordinator	OC	> 3 months	
Appoint event organising committee (appoint areas of responsibility)	OC	> 3 months	
Prepare a budget	treasurer	> 3 months	
Decide on the event schedule	OC	> 3 months	
Official appointments	By whom	Time frame	Task complete
Book suitably accredited judges (section 6)	appointed convenor	> 3 months	
Appoint a Technical Delegate (section 7)	event coordinator	> 2 months	
Appeals Committee (section 7)	event coordinator	> 1 month	
Chief Steward (section 7)	appointed convenor	> 2 months	
Gear Stewards (appoint & roster)	appointed convenor	> 1 month	
Scorers (appoint & roster)	appointed convenor	> 1 month	
Writers/pencillers (appoint & roster)	appointed convenor	> 1 month	
Test sheet collectors (appoint & roster)	appointed convenor	> 1 month	
Stabling steward (allocate stables)	appointed convenor	> 1 month	
Veterinarian on call	appointed convenor	> 1 month	
Farrier on call	appointed convenor	> 1 month	
Notify ambulance / local hospital	appointed convenor	> 1 month	
JUDGES	By whom	Time frame	Task complete
Book suitably accredited judges (refer to the graph section 3)	appointed convenor	> 3 months	
Confirmation letter to judges (e-mail is OK)	appointed convenor	> 2 months	
Forward draw to judges	appointed convenor	> 14 days	
Book accommodation for judges	appointed convenor	> 14 days	
Judges Gifts (not compulsory)	appointed convenor		
Travel expenses to judges - refer Judges Honorarium form www.equestrian.org.au	appointed convenor	at event	
Thank you letters to judges	appointed convenor	post event	
FINANCIAL	By whom	Time frame	Task complete
Prepare a Budget	Treasurer	> 3 months	
Organise prize monies, cash floats, goods in kind	Treasurer	< 2 weeks	
Payments as required	Treasurer	as required	
Prepare invoices for sponsors/exhibitors/advertisers	Treasurer	as required	
Collection of monies during event	Treasurer	as required	
Judges travel & accommodation	Treasurer	at event	
Deposit incoming monies	Treasurer	as required	

ADMINISTRATION / SECRETARIAL	By whom	Time frame	Task complete
Prepare schedule/entry form & conditions, closing date	appointed convenor	> 3 months	
Distribute entry form to appropriate interested parties	appointed convenor	> 3 months	
Take entries, send rider/horse/owner EA status for verification to State branch	appointed convenor	> 1 month	
Prepare Competition plan	appointed convenor	> 1 month	
Conduct Draw	appointed convenor	> 1 month	
Print draw, rider information and post to competitors and judges	appointed convenor	ASAP after draw finalised	
Organise test papers, boards, pens, bells	appointed convenor	> 1 week	
Draw for each judge folder & gear steward	appointed convenor	> 1 week	
Cover sheet for judge folders: test #; time; judge's name; writer's name; arena #	appointed convenor	> 1 week	
Score sheets for score board, score sheets master copy, organise scoring method	appointed convenor	> 1 week	
Organise stationary etc for event	appointed convenor	> 1 week	
Organise First Aid Kit	appointed convenor	> 1 week	
Organise event office for enquiries	appointed convenor	> 1 week	
Prepare Event operational plan	appointed convenor	> 1 month	
Prepare Risk management plan	appointed convenor	> 1 week	
Rule Book on hand	appointed convenor	> 1 week	
SPONSORSHIP	By whom	Time frame	Task complete
Develop sponsorship proposal and budget	appointed convenor	> 3 months	
Secure cash sponsors and product sponsors (refer event budget)	appointed convenor	> 1-3 months	
Ongoing correspondence & confirmation	appointed convenor	> 1-3 months	
Trade stands - send proposals / follow-up	appointed convenor	> 1-3 months	
Obtain advertising material for official program booklet	appointed convenor	> 1-3 months	
Sponsor gift packages/thank you letters	appointed convenor	as required	
Organise raffle prizes & tickets	appointed convenor	> 1 week	
OPERATIONS / LOGISTICS / VENUE / FIELD OF PLAY			
Communication with venue management	appointed convenor	as required	
Ground preparation - arenas/marquees/seating set up & pull down	appointed convenor	as required	
PUBLICITY & MEDIA & PROMOTION			
Organise all publicity, promotion & media	appointed convenor	as required	
HOSPITALITY			
Arrange catering for Judges/writers/other officials/volunteers/public	appointed convenor	> 1-3 months	
CEREMONIES & PRESENTATIONS			
Order ribbons/rugs	appointed convenor	> 1-3 months	
Develop presentation schedule	appointed convenor	> 1-3 months	
Perpetual trophies - find and retrieve	appointed convenor	> 1-3 months	

TASK LIST for Organisers of Dressage Events

Convenor's responsibility - day of event

- Arrive at least 1hr before comp. start time (if arenas need setting up then arrive earlier)
- Check arenas / markers in place
- Perform Risk assessment
- Set up tent & prepare trailer or other scoring venue
- Power on/Urns on
- Check Judges boards / take any scratchings off
- Gear steward board with equipment rules and draw steward in place 40 mins before start

- Handle any enquiries from competitors
- Welcome judges/writers, introduce hand out boards direct to arenas / advise of catering/toilets etc
- Be aware some judges may not have a car so have a spare car in mind
- Put all score sheets for day on score board
- Be prompt in getting scores on the score board (double check by 2nd scorer)
- Be aware of break times, have catering ready
- Ask judges how many kms/have cheques ready before they depart. There is a form for judges to complete
- Have presentation schedule / ribbons / prizes ready for presentation
- Be prompt in finalising scores / presentation 30 mins after all tests finish
- Judges must stay at least 30 minutes after the final results have been posted
- Make a note of non collected prize monies
- Pull down and clean up

POST EVENT - FOLLOW UP

- Clean up of grounds
- Thank you letters - sponsors
- Thank you letters - other/helpers
- Retrieve signage
- Send results to EA State Branches & SDA
- Follow up outstanding monies & sponsorship
- Return promotional material to sponsors/advertisers
- Refunds reserves etc
- Follow up outstanding invoices
- Pay all creditors
- Prepare Profit & Loss statement present to Organisation committee
- "Wash up" meeting or debrief

12.10 Youth Development

- Refer Dressage rules preamble

12.11 Supplementary Notes for Organising Committees of FEI–Sanctioned Events

Refer to FEI Dressage Rules, FEI World Cup Rules and FEI World Cup Dressage Rules for the Pacific League.
www.fei.org

Annex 1 Positioning Judges around the arena

Refer to rule 10.1

Annex 2 Protocol for Judges Accepting Invitations to Judge

Refer to rule 10.8